

FLEXIBLE
AND CUSTOMIZED
DESIGNS



DOWNLOAD PDF

PRODUCT CATALOGUE 2023

SOVA

True Ideas for Retail Spaces

HELLO.

WE'RE **SOVA**.

WE'RE HERE TO OFFER YOU A NEW **PATH**.

WE **DREAM** RETAIL WE **DESIGN** RETAIL WE **PLAN**
RETAIL WE **KNOW** RETAIL WE **UNDERSTAND** RETAIL WE
EXPERIENCE RETAIL WE **THINK** RETAIL WE **MAKE** RETAIL
WE **ADMIRE** RETAIL

WE **LOVE** RETAIL

we're | **SOVA**
RETAIL

WELCOME TO **SOVA**





we're | **SOVA**
RETAIL

CHOOSE YOUR PATH



INNOVATIVE APPROACH

We follow all the developments in the retail world. We strive to provide better quality products and services to our customers.

We aim to increase our customers' profitability by running ahead of the market with innovative solutions.

A PROJECT STORY



DREAM TO REALITY STEP BY STEP

Brands that will reach for the future are those that have stores which can touch the soul of the consumer. We use our expertise and our endless energy to design "unique" stores for you.

PROVIDING
SOLUTIONS
FOR EVERY
KIND OF
RETAILING,
SOVA
REALIZES
YOUR
STORE
WITH THE
RIGHT LAYOUT,
BACKED UP
BY A
WIDE
RANGE
OF
EQUIPMENT
AND
ACCESSORIES



DISCOVER OUR PRODUCT RANGE AND ADD VALUE TO YOUR RETAIL BUSINESS

1	SPECIALTY RETAIL DISPLAYS	8
	FRUIT & VEGETABLE DISPLAYS	10
	BAKERY DISPLAYS	70
	BEVERAGE DISPLAYS	100
2	DYNAMIC! DISPLAY SYSTEMS	120
	WHY DYNAMIC!	124
	DISPLAYS SAMPLES	130
	TECHNICAL DETAILS	172
3	PHARMACY DISPLAY FIXTURES	180
	PHARMACY DESIGN	182
	PHARMACY DISPLAYS	198
	FARMARACK DRUGSTORE CABINET	226
	PHARMACY STORAGE SYSTEM	236
4	SHELVING & STORAGE RACKS	242
	METAL SHELF SYSTEMS	244
	LIGHT DUTY RACKS	268
5	RETAIL EQUIPMENT & ACCESSORIES	284
	HANDLING EQUIPMENT	286
	DISPLAY EQUIPMENT	306
	DISPLAY ACCESSORIES	326



FLEXIBLE
AND CUSTOMIZED
DESIGNS



DOWNLOAD PDF

1

SPECIALTY RETAIL DISPLAYS



FRUIT & VEGETABLE DISPLAYS



FRUITS & VEGETABLE DISPLAYS

VEGY

PRODUCT FAMILY

Having the ultimate ergonomics and a stylish design, **VEGY** changes the mood of the fruit and vegetable display sections of your store. **VEGY** offers a flexible solution for both in-crate and bulk product display. Two layer display is also available which increases product variety in a single space.

All **VEGY** units are compatible with the accessories that are part of the **Sova Product Ecosystem**.

The optional bottom and top panels with selectable graphic prints (**Hexagon**, **Modern** and **Triangle**) gives an enhanced visual look. An alternative **wooden veneer** is also available for those looking for a warmer and a natural feel.

You can use crates with different sizes to build your product presentation, thanks to the depth options provided by the **VEGY** product family. **600-800-1000-1200 mm** depth options make it possible to use a single layer or double layer of crates, allowing you to build the perfect layout for the planned space in your store.

Combining wall and island **VEGY** units, you can have a unique visual design integrity throughout your F&V space. You can add variety and functionality to your design by using different types of gondola heads at the island unit ends.

VEGY's modular industrial design ensures a safe and easy transport along with an effortless assembly.



INDUSTRIAL
DESIGN




EASY
ASSEMBLY



EASY
TRANSPORT

VEGY

SINGLE LAYER WALL



HEXAGON
DESIGN

VEGY

DOUBLE LAYER WALL



TRIANGLE
DESIGN

VEGY

DOUBLE LAYER WALL



WOOD
DESIGN

VEGY

ISLAND 1-LAYER / 1200



MODERN
DESIGN

VEGY


ISLAND 1-LAYER / 800



WOOD
DESIGN

VEGY

ISLAND 2-LAYER / 1000



MODERN
DESIGN

VEGY

ISLAND 2-LAYER / 1000-W



WOOD
DESIGN

VEGY

ISLAND 2-LAYER / 1000



HEXAGON
DESIGN

Topraktan sofranıza
gelen tazelik.

FRESH

PRODUCT FAMILY

FRESH fruit and vegetable display is a multi-functional and easy-to-assemble solution that offers an enhanced presentation thanks to its wide range of accessories.

All **FRESH** units are compatible with the accessories that are part of the **Sova Product Ecosystem**.

FRESH can be used for both wall and island display and is suitable for every space, considering its low depth measure. It can be adapted to different store concepts with varying height alternatives for the wall units.

With the optional illuminated panel available for the wall units, your product presentation will have a more appealing look and feel.

The optional bottom and top panels with selectable graphics (**Hexagon**, **Modern** and **Triangle**) give an enhanced visual look.

An alternative **wooden veneer** is also available for those looking for a warmer and a natural feel.

FRESH's modular industrial design ensures a safe and easy transport along with an effortless assembly.



INDUSTRIAL
DESIGN



EASY
ASSEMBLY



EASY
TRANSPORT



FRESH

WALL DISPLAY

FRESH

ECO WALL DISPLAY



WOOD
DESIGN

FRESH

ISLAND



HEXAGON
DESIGN

ORGANIC

ISLAND



The **ORGANIC** island F&V display solution is designed for large and spacious sales areas, offering a rich product display with an ergonomic design. The oval gondola head ensures a flexible transition between the main sections and the ends of the product presentation. You can use crates with different sizes to build your product presentation, thanks to the depth options provided by the **ORGANIC. 600-800-1000-1200 mm** depth options make it possible to use a single layer or double layer of crates, allowing you to build the perfect layout for the planned space in your store.

Using different **canopy** options, it's very easy to visually improve your presentation. An illuminated top panel is also available. **ORGANIC** is compatible with all the accessories that are part of the **Sova Product Ecosystem**. **ORGANIC**'s modular industrial design ensures a safe and easy transport along with an effortless assembly.

VENDURA

ISLAND



VENDURA is an integrated island presentation solution for flagship stores. It offers a suitable design for stores which aim to create a robust product presentation. The gondola heads are allied with the double sided middle units in such a way that, the all-around presentation forms a flawless display integrity.

Depending on the size of the sales area, the units can be used in different depths and lengths. **800-1000-1200 mm** depth options make it possible to use a single layer or double layer of crates, allowing you to build the perfect layout for the planned space in your store.

Offering different top panel models, **VENDURA** is compatible with all the accessories that are part of the **Sova Product Ecosystem**. **VENDURA**'s modular industrial design ensures a safe and easy transport along with an effortless assembly.

VENDURA

ISLAND



HEXAGON
DESIGN



DYNAMIC!

F&V DISPLAY

DYNAMIC! F&V display system is a “**no bolts & nuts**” design, offering a minimal and powerful style for the presentation of fresh produce. It allows retailers to build a flexible and rich display in **narrow spaces** with different shelf and accessory options.

The **wooden chalkboard** top panel is an effective tool for product categorization.

Additionally, the optional **illuminated panel** can be used to enhance the overall look and to attract more customers visually.

DYNAMIC! is compatible with the accessories that are part of the **Sova Product Ecosystem**.

DYNAMIC! is a **plug & play** system which only consists of interlocking parts. No bolts and nuts are required for the assembly, easy as 1-2-3!



INDUSTRIAL
DESIGN



EASY
ASSEMBLY



EASY
TRANSPORT

DYNAMIC!

F&V DISPLAY



Fruit & Vegetables

GREENS

PRODUCT FAMILY

GREENS offers an effective presentation and a stylish look for the display of **packed fresh produce**. Its vertical display feature is a real catch for the retailers who have a wide range of packed goods to display.

With a variety of shelf options and accessories, **GREENS** provides the ease of display that is suitable for all kinds of fresh produce.

The **top mirror** and the **canopy** design adds a depth to the presentation, ensuring a lively visual look. The **led** lighting (optional) on the canopy increases the appeal of the displayed products.

GREENS is fully compatible with the accessories that are part of the **Sova Product Ecosystem**.

Easy to transport, hassle free assembly.



INDUSTRIAL
DESIGN



EASY
ASSEMBLY



EASY
TRANSPORT

GREENS

WALL DISPLAY



GREENS

WALL DISPLAY



BAGEL

F&V ISLAND

BAGEL can be the life saver when it comes to maximizing the use of retail space. It offers a very effective use of idle space in fruit & vegetable display sections, thanks to its **large capacity** and ability to present a variety of bulk fresh produce when compared to its remarkably small foot print on the reserved retail space.

BAGEL provides extra spaces for goods in crates and cross-sell products, as well as bag holders and an optional tree which further enhances the **natural style** it adds to the store.



INDUSTRIAL
DESIGN



EASY
ASSEMBLY



EASY
TRANSPORT

BAGEL

F&V ISLAND



S-GON

DISPLAY TABLE



A colorful presentation in the fresh produce sales areas is always preferable. Especially in the free spaces of the F&V section, presenting **on-sale/featured** products or special products to be **highlighted** is a true need for most retailers.

Offering a minimal, stylish and rich product presentation, **S-GON** is your ultimate solution to such needs. The side tables for an **inclined** display and the small side boxes for speciality packed goods makes this display table a must-have solution to create a valuable sales spot.



F&V BIN

BULK DISPLAY BIN



A perfect solution for presenting **bulky** products that cannot be displayed on the shelf.

With its strong and durable structure, it helps retailer easily display watermelon, melon and similar goods.

While it offers a stylish appearance with its **wooden outer coating**, it can be easily relocated in the store thanks to its lockable swivel wheels.



T-GON

F&V ISLAND



T-GON TABLE



STANDBOX



Simple yet powerful presentations for an effective sales spot. **T-GON** offers a flexible and sleek island display option with tables and crates, united with the natural look of solid wood. Use a desired number of big or small tables in order to easily create a combination that suits your needs. Use **T-GON tables** together with **StandBox** stand to further enrich your display.

Display special fruits & vegetables with **STANDBOX**, a versatile display stand that offers adjustable crate-shelves, combining a robust profile structure with natural solid wood. Use **STANDBOX** as a **standalone display** fixture or **together with T-GON, S-GON and Z-GON** for a more efficient display.

Z-GON

F&V ISLAND



STANDBOX

Z-GON TABLE



Z-GON is the sibling of **T-GON**, offering a metal profile structure for a more durable use and a **flexible display** alternative with a variety of accessories that can be used. Use the optional u-profile on the **Z-GON** table to attach additional shelves or info-boards, create table combinations or use side shelves to create a unique display based on your requirements.

Display special fruits & vegetables with **STANDBOX**, a versatile display stand that offers adjustable crate-shelves, combining a robust profile structure with natural solid wood. Use **STANDBOX** as a **standalone display** fixture or **together with T-GON, S-GON and Z-GON** for a more efficient display.

TROPIC

DISPLAY



TROPIC display stand helps retailers display special fruits, especially **bananas**, in a fashionable and effective way. Stepped base tray and optional hangers providing a visually appealing display, while enhancing the overall hygiene. Offering a perfect stylish look achieved by the harmonious integration of **wood and metal**, **TROPIC** can be **used as a wall or island** display fixture, thanks to its modular structure that enables to create **a side-by-side** or **back-to-back** installation depending on the planned space.



SEC

F&V BASKET



SEC is a **portable display** stand available for both indoors and outdoors use and a robust solution especially for small sized sales spots. Very easy to install, easy to transport, mobile with optional wheels.

SEC offers a **flexible and robust presentation**; it includes options for displaying both goods in crates and packed goods.



BLOOM

F&V STAND



BLOOM Fruit and Vegetable Stand is a versatile design that can be used for both wall and island presentations.

BLOOM offers a variety of display angles using crates, thanks to its **adjustable** bottom plate. It can be configured as an island display by placing two units **back to back** or it can be used as a one-way display against the wall.

BLOOM offers a warm and aesthetic display with its standard **wood veneer** on the outside, while ensuring a robust and durable display option with its metal profile structure on the inside.

SCALES-D

F&V COUNTER

Designed to offer product weighing services and customer support, these counters are essential to any retailer as an assistant in the fresh produce sales areas.

Single, double, triple and corner counter modules offered in different sizes help retailers create efficient spaces in their layouts.





BAKERY DISPLAYS



KIOS

PRODUCT FAMILY

KIOS is a multifunctional display system for baked goods, which blends a variety of materials, such as **wood, metal, wire** and **plexiglass**, in a harmonious and stylish design.

KIOS provides the retailer the maximum **efficiency in product presentation** thanks to its vast variety of exchangeable and adjustable shelves, cabinets and accessories.

It's very straightforward to create a complete sales area for baked goods by using the wall and gondola units together, offered in different measures of depth/length which help the retailer achieve an efficient use of space.

KIOS is fully compatible with the accessories that are part of the **Sova Product Ecosystem**.

The modular industrial design ensures a safe and easy transport along with an effortless assembly.



INDUSTRIAL
DESIGN



EASY
ASSEMBLY



EASY
TRANSPORT

KIOS

WALL DISPLAY



KIOS

WALL DISPLAY



KIOS

WALL DISPLAY



KIOS

WALL DISPLAY



KIOS

GONDOLA



KIOS

GONDOLA



KIOS

GONDOLA



KIOS

GONDOLA





BAKERY DISPLAYS

We
create
delicious
memories.

DYNAMIC!

BAKERY DISPLAY

DYNAMIC! display system is a “no bolts & nuts” design, offering a minimal and powerful style for the presentation of baked goods. It allows retailers to build a flexible and rich display in **narrow spaces** with different shelf and accessory options.

The **wooden chalkboard** top panel is an effective tool for product categorization. Additionally, the optional **illuminated panel** can be used to enhance the overall look and to attract more customers visually.

DYNAMIC! is fully compatible with the accessories that are part of the **Sova Product Ecosystem**.

DYNAMIC! is a **plug & play** system which only consists of interlocking parts. No bolts and nuts are required for the assembly, easy as 1-2-3!



INDUSTRIAL
DESIGN



EASY
ASSEMBLY



EASY
TRANSPORT

DYNAMIC!

BAKERY DISPLAY



S-GON

BAKERY TABLE



A colorful presentation in the baked goods sales areas is always preferable. Especially in the free spaces of the baked goods section, presenting **on-sale/featured** products or special products to be highlighted is a true need for most retailers.

Offering a minimal, stylish and rich product presentation, **S-GON** is your ultimate solution to such needs. The side tables for an **inclined** display and the small side boxes for speciality goods like cakes and biscuits makes this display table a must-have solution to create a visually appealing and efficient sales spot.



NIKEA

BAKERY CABINET



NIKEA bakery cabinet is a free standing display that is used as a **self-service stand** for baked goods.

Tempered **glass lids** provide product visibility and hygiene. Drawers with **telescopic rails** and inclined base offer ease of use.

NIKEA also features a drawer for easy **bread crumbs** collection.



T-GON

BAKERY ISLAND



T-GON TABLE



STANDBOX



Simple yet powerful presentations for an effective sales spot. **T-GON** offers a **flexible and sleek island** display option with tables and crates, united with the natural look of solid wood. Use a desired number of **big or small tables** in order to easily create a combination that suits your needs. Use **T-GON tables** together with **STANDBOX** stand to further enrich your display.

Display special bakery products with **STANDBOX**, a versatile display stand that offers adjustable crate-shelves, combining a robust profile structure with natural solid wood. Use **STANDBOX** as a **standalone** display fixture **or together with T-GON, S-GON and Z-GON** for a more efficient display.

Z-GON

BAKERY ISLAND



STANDBOX

Z-GON TABLE



Z-GON is the sibling of T-GON, offering a metal profile structure for a more durable use and a flexible display alternative with a variety of accessories that can be used. Use the optional u-profile on the **Z-GON** table to attach additional shelves or info-boards, create table combinations or use side shelves to **create a unique display** based on your requirements.

Display special bakery products with **STANDBOX**, a versatile display stand that offers adjustable crate-shelves, combining a robust profile structure with natural solid wood. Use **STANDBOX** as a **standalone** display fixture **or together with T-GON, S-GON and Z-GON** for a more efficient display.



BEVERAGE DISPLAYS

BEVERAGE DISPLAYS

WINE – SPIRITS – SOFT DRINKS

Beverage sales volume is one of the significant figures of a retail store's overall turnover. Hence, it's a major necessity to have the right beverage presentation.

There are certain ways to display beverages depending on the nature of the product. A simple example would be the distinction of alcoholic and non-alcoholic beverages and how they are presented in the store.

Depending on the nature of the product and the legislations of the country, every type of beverage has its own requirements for product presentation.

Sova offers different types of display solutions as well as bespoke solutions considering all these facts.

Wine, beer, spirits, liquors, soft drinks, water... All these products need different display approaches in order for the retailer to achieve the sales goals.

Vertical or horizontal, wood or metal, minimalist or heavy duty... Check out what Sova offers and you will definitely find a perfect solution that fits to your store.

If you still think you cannot find a matching solution, please do not hesitate to contact us and let us work on a custom solution tailor-made for you.



INDUSTRIAL
DESIGN



EASY
ASSEMBLY



EASY
TRANSPORT

WINE KING

WALL DISPLAY




WINE KING

ISLAND



SPIRITS – W

WALL DISPLAY





WINE WIRE SHELF



WINE WOODEN SHELF



WINELAND MAIN CABINET

All around, nicely blending island display for your wine & spirits sections. Wineland offers table top **vertical and horizontal** display options where you can highlight new or on-sale products in bulk.

2 levels of shelves are large enough to display products like promotional, deluxe or gift packs, where it's not easy to display them on standard wall units.

Easily match the look of Wineland to your wall units with selectable **metal/wood** color options.

WINELAND

ISLAND



S-GON

WINE TABLE



A colorful presentation in the baked goods sales areas is always preferable. Especially in the free spaces of the baked goods section, presenting **on-sale/featured** products or special products to be highlighted is a true need for most retailers.

Offering a minimal, stylish and rich product presentation, **S-GON** is your ultimate solution to such needs. The side tables for an **inclined** display and the small side boxes for speciality goods like cakes and biscuits makes this display table a must-have solution to create a visually appealing and efficient sales spot.



WINE-360

ISLAND



Enrich your wine&spirits section with a **360 degree** round display solution. Easy to setup, robust round shelving unit that is designed for highlighting the seasonal, newly released or discounted products.

High visibility of the products enables higher volume of sales, thanks to Wine360's almost invisible structure that blends into the product display perfectly.



Z-GON WINE

ISLAND



STANDBOX

Z-GON TABLE



Z-GON is the sibling of **T-GON**, offering a metal profile structure for a more durable use and a flexible display alternative with a variety of accessories that can be used. Use the optional u-profile on the **Z-GON** table to attach additional shelves or info-boards, create table combinations or use side shelves to **create a unique display** based on your requirements.

Display special bakery products with **STANDBOX**, a versatile display stand that offers adjustable crate-shelves, combining a robust profile structure with natural solid wood. Use **STANDBOX** as a **standalone** display fixture **or together with T-GON, S-GON and Z-GON** for a more efficient display.

DYNAMIC! WINE

WALL DISPLAY




BEVERAGE RACK

WALL DISPLAY



FLEXIBLE
AND CUSTOMIZED
DESIGNS



2

DYNAMIC! DISPLAY SYSTEMS

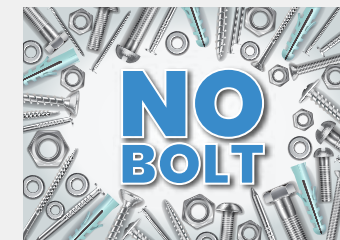


DYNAMIC!
DISPLAYS

DYNAMIC!

WHY DYNAMIC! ?

Dynamic; It is a modular display system formed by combining different types of accessories, cabinets, shelves, lighting heads and many other equipment in accordance with needs and decoration.



Dynamic unit parts are produced with claw and plug-in system technique. You do not need any bolts and nuts when installing the modules.



INDUSTRIAL
DESIGN



EASY
ASSEMBLY



EASY
TRANSPORT

DYNAMIC!

WHY DYNAMIC! ?

MODERN

MODULAR

ADAPTABLE TO
DIFFERENT CONCEPTS

WIDE RANGE OF USES

DIFFERENT DECORATIVE
OPTIONS

EASY ASSEMBLE

Usage areas: Cosmetics, Glassware, Home Textiles, Children's / Men's / Women's Clothing, Shoes & Bags, Underwear, Toys, Stationery, Electronics Market, Tabacco Shop, Super Market and many more retail shops



DYNAMIC!

WHY DYNAMIC! ?

With Dynamic, you can make flexible designs for your store and change your product display as you wish. Different accessory options give you unlimited flexibility in product display.

Cabinet accessories compatible with Dynamic help you to keep stock of your displayed products.

You can strengthen your display and highlight your products by using different types of shelf options in the dynamic system. Offering different color options, Dynamic adapts to your store concept.

Sign different and extraordinary food market designs with Dynamic.

DYNAMIC!

WOMEN'S WEAR



DYNAMIC!

MEN'S WEAR




DYNAMIC!

KIDS WEAR



DYNAMIC!

UNDERWEAR




DYNAMIC!

SHOES & BAGS



DYNAMIC!

COSMETICS & PHARMACY





DYNAMIC!

HOME DECOR

DYNAMIC!

PET SHOP



DYNAMIC!

ELECTRONIC



DYNAMIC!

HARDWARE



















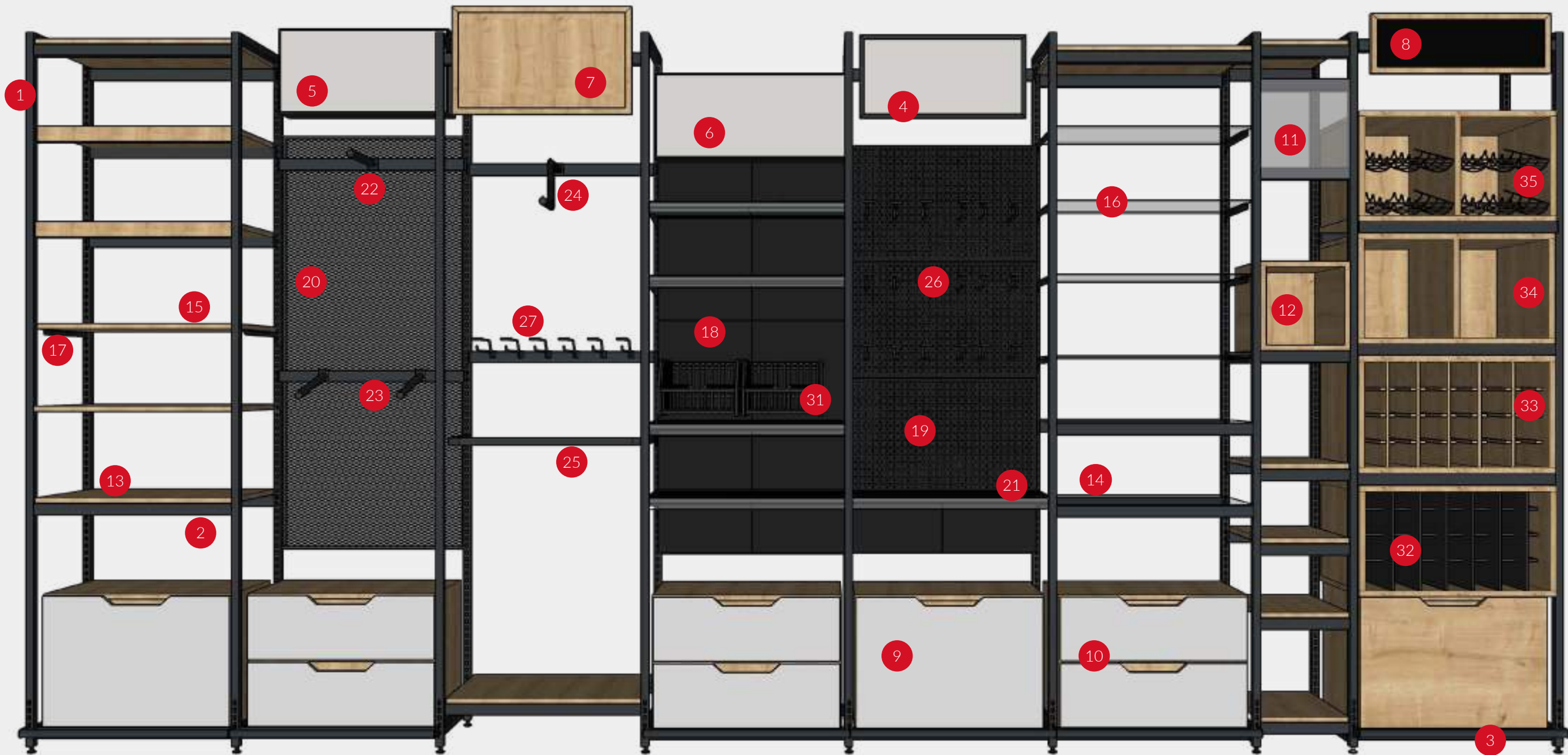








DYNAMIC!
TECHNICAL DETAILS



TECHNICAL DETAILS

Metal Color Options

- RAL 7022
- SOVA BLUE
- RAL 9010

Accessory Color Options

- CHROME
- SATIN CHROME

Wood Color Options









- OAK
- CREAM
- WHITE









POWDER COATING FEATURES

Electrostatic Epoxy Polyester Powder Coating

DYNAMIC SYSTEM

Part Chart

No		Model & Parts	Height (H)	Depth (D)	Lenght (L)	Back Light
1		Dynamic Profile Leg 25x25 mm	2000 - 2500	460	-	-
2		Dynamic Beam 15x25 mm	-	-	350 - 665 - 700 - 900 - 1000	-
3		Dynamic Buffer Barrier 20mm	-	-	350 - 665 - 700 - 900 - 1000	-
4		Dynamic Prizmax Canopy Panel With Backlight ATG	350	15	350 - 665 - 700 - 900 - 1000	LED
5		Dynamic Light Box Canopy With Backlight DG	350	100	665 - 700 - 900 - 1000	LED
6		Dynamic Light Box Canopy With Backlight ATG	350	100	665 - 700 - 900 - 1000	LED
7		Dynamic Wooden Top Canopy	200 - 350	18	665 - 700 - 900 - 1000	-
8		Dynamic Wooden Top Canopy With Blackboard	200	18	665 - 700 - 900 - 1000	-

No		Model & Parts	Height (H)	Depth (D)	Lenght (L)	Back Light
9		Wooden Single Drawer Cabinet	450	460	665 - 700 - 900 - 1000	-
10		Wooden Two Drawer Cabinet	450	460	665 - 700 - 900 - 1000	-
11		Prizmax Billboard	600	-	350	LED
12		Dynamic Wooden Box Shelf	350	350	350	-
13		Dynamic Wooden Shelf for Beam	-	460	350 - 665 - 700 - 900 - 1000	Optional
14		Dynamic Glass Shelf for Beam	-	460	350 - 665 - 700 - 900 - 1000	Optional
15		Dynamic Wooden Shelf for Bracket	-	300 - 400	665 - 700 - 900 - 1000	Optional
16		Dynamic Glass Shelf for Bracket	-	300 - 400	665 - 700 - 900 - 1000	Optional


DYNAMIC SYSTEM

Part Chart

No		Model & Parts	Height (H)	Depth (D)	Lenght (L)	Back Light
17a		Dynamic Bracket for Wooden (Inclined / without inclined) - (L / R)	-	300 - 400	-	-
17b		Dynamic Bracket for Glass with Supported Bar	-	300 - 400	665 - 700 - 900 - 1000	-
18		Metal Back Panel	400 - 500	-	665 - 700 - 900 - 1000	-
19		Metal Perforated Back Panel	400	-	665 - 700 - 900 - 1000	-
20		Grille Back Panel	1000 - 1500	-	665 - 700 - 900 - 1000	-
21		Metal Shelf Set	-	300 - 400	665 - 700 - 900 - 1000	Optional
22		Dynamic Hanger Holder ATG	-	300 - 400	-	-
23		Dynamic Curved Hanger Holder ATG	-	300 - 400	-	-
24		Dynamic Step Hanger Holder ATG	-	300 - 400	-	-
25		Dynamic U Hanger Holder ATG	-	300 - 400	665 - 700 - 900 - 1000	-


No		Model & Parts	Height (H)	Depth (D)	Lenght (L)	Back Light
26		Wire Hook DSG	-	250 - 300 - 350	-	-
27		Wire Hook with Lable DSG	-	250 - 300 - 350	-	-
28		Wire Hook Double DSG	-	250 - 300 - 350	-	-
29		Wire Hook ATG	-	250 - 300 - 350	-	-
30		Wire Hook with Lable ATG	-	250 - 300 - 350	-	-
31		Basket Rack ATG	200	400	300	-
32		Wine Rack Type 1	400	460	900 - 1000	-
33		Wine Rack Type 2	400	460	900 - 1000	-
34		Wine Rack Type 3	400	460	900 - 1000	-
35		Wine Rack Type 3	400	460	900 - 1000	-

**FLEXIBLE
AND CUSTOMIZED
DESIGNS**



3

PHARMACY
DISPLAY FIXTURES



Pharmacies are important pieces of the healthcare network in every country. At the same time, they are part of the retail industry providing (apart from direct healthcare products like medicines) an extensive amount of products and services to consumers like selfcare, cosmetics, hygiene and such.

We believe that, providing all these wide range of services, pharmacies should be visually relaxing, eco-friendly and functional spaces, that produce a healthy outcome for everyone.

Check out the Sova Design Approach and see what Sova can offer to create an appealing, space-efficient and value-added pharmacy with functional designs and fixtures.


















PHARMACY DISPLAYS

DYNAMIC!

COSMETICS & PHARMACY



S25 PHARMACY

WALL UNIT TYPE I



S25 PHARMACY

WALL UNIT TYPE II



S25 PHARMACY

GONDOLA



SEAT&SHELF

ISLAND



Designed especially for busy pharmacies, **Seat&Shelf** is the perfect solution for consumers who have to wait for a while to get the service they need. Seat&Shelf not only provides the consumers with a seating area, but **also houses a stylish pop-up display** in the same spot, creating a seamlessly blended display fixture, **tailor-made** for pharmacies.

PHARMALAND

PHARMACY TABLE



All around, nicely blending island display for your wine & spirits sections. Wineland offers table top **vertical and horizontal** display options where you can highlight new or on-sale products in bulk.

2 levels of shelves are large enough to display products like promotional, deluxe or gift packs, where it's not easy to display them on standard wall units.

Easily match the look of Wineland to your wall units with selectable **metal/wood** color options.



HEXAGON

ISLAND



Attractive **hexagonal wooden columns** combined to form an **aesthetic** presentation island. A very flexible solution that is highly responsive to the nature of the displayed products. Easily form a different combination when needed. Customization options available.



PHARMABOX

PHARMACY BASKET



Simple yet strong display basket for highlighting desired products in the pharmacy. Can be used either with a flat or a stepped wooden base, offering a **flexible vertical placement** of the goods to be displayed. Ideal for new or popular products.



TWIN TABLE

PHARMACY TABLE



A neat table presentation, with two connected round tables forming a visually appealing spot in the pharmacy. Twin Table features a combination of **one low and one high** wooden look table, helping consumers catch a sight on the displayed products much faster. Customization options available.



Z-GON

ISLAND



Z-GON offers a metal profile structure for a more **durable** use and a **flexible** display alternative with a variety of accessories that can be used.

Use the optional u-profile on the Z-GON table to attach **additional shelves** or **info-boards**, create table **combinations** or use side shelves to create a unique display based on your requirements.

S-GON

PHARMACY TABLE



A colorful presentation in pharmacies is always preferable. Especially in the free spaces of the pharmacy, presenting **on-sale/featured** products or special products to be highlighted is a true need.

Offering a minimal, stylish and rich product presentation, S-GON is your ultimate solution to such needs. The side tables for an **inclined display** and the small **side boxes** for speciality goods like vitamins or face masks makes this display table a must-have solution to create a visually appealing and efficient sales spot.



PHARMA-360

ISLAND



Enrich your pharmacy presentation with a **360 degree** round display solution. **Easy to setup, robust** round shelving unit that is designed for highlighting the new, seasonal or discounted products.

High visibility of the products enables **higher volume of sales**, thanks to Pharma-360's almost invisible structure that blends into the product display perfectly.



CASH DESK

MODULE I



CASH DESK

MODULE II



CASH DESK

MODULE III – EXTERNAL CORNER




CASH DESK

MODULE IV – INTERNAL CORNER



CASH DESK

SAMPLE SETUP



Modular counter system that can be customized according to the available space in the pharmacy. Cash counters, customer-facing display areas for small products, cashier-facing cabinets, corner counters and more. **Use any module to form the best fit for your reserved space.** Customization options available.

CASH DESK

SAMPLE SETUP





FARMARACK

FARMARACK

COMPACT DRAWER SYSTEM

Farmarack is a pharmacy drawer rack system that offers the ability to store a vast amount of medicine in a small space. It not only blends into the current architectural concept of the pharmacy, but also gives the opportunity to have more sales space for products like selfcare, cosmetics, orthopedics and the like.

With customizable colors for drawer wood faces, it's very easy to install Farmarack as a niche wall compact storage unit, 100% matching the current colors used in the pharmacy.



INDUSTRIAL
DESIGN



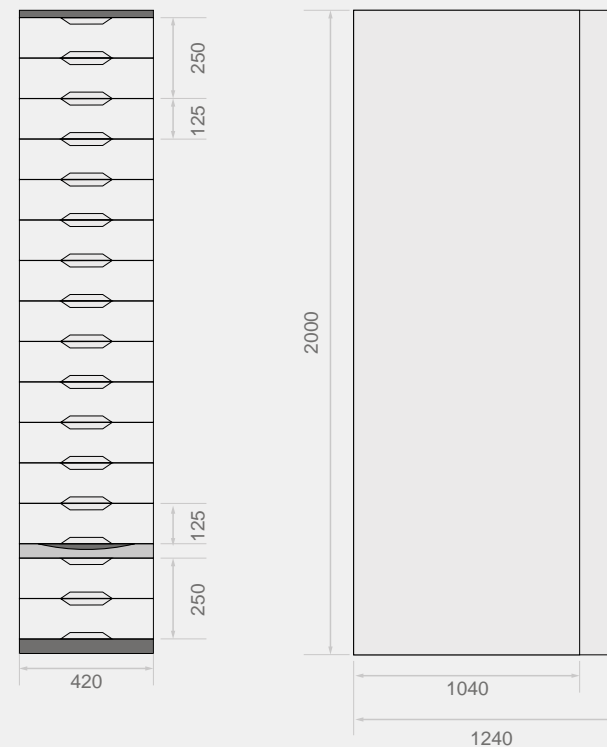
EASY
ASSEMBLY



EASY
TRANSPORT

FARMARACK

DRUGSTORE CABINET



High capacity drug storage with **telescopic full swing drawers**. Keeps your sales space intact. Easy access to all drugs with telescopic ladder and **labeling system**

One column has a total of 11 pieces of 125 mm high drawers, 2 pieces of 250 mm high double drawers and a single piece of telescopic ladder.

Farmarack is a modular system. Any desired unit size can be created by adding modules of 420 mm side by side. The side, top and back of the unit are covered by wooden coverings of 18 mm medium-density fiberboard (MDF).

Shipped out as completely disassembled and installed on site **www.sovaretail.com**.

DIMENSIONS

2050 x 1040 x 420 mm
2050 x 1240 x 420 mm

MAIN COLOR

☐ RAL 9003

Single Telescopic Drawer

80 kg load capacity with bearing supported rails.
Drawer compartments.
Open drawer depth 900 / 1100 mm.
Drawer height: 125 mm.



Double Telescopic Drawer

80 kg load capacity with bearing supported rails.
Drawer compartments.
Open drawer depth 900 / 1100 mm.
Drawer height: 250 mm.



Telescopic Ladder

Opens/Closes with rail mechanism 120 kg load capacity.



Drawers can be painted in different colors. Please contact Sova sales staff for alternative colors.

LID COLORS

☐ RAL 7035 ☐ RAL 6019 ☐ RAL 1023 ☐ RAL 2008 ☐ RAL 3020


FARMARACK

DRUGSTORE CABINET



FARMARACK

DRUGSTORE CABINET

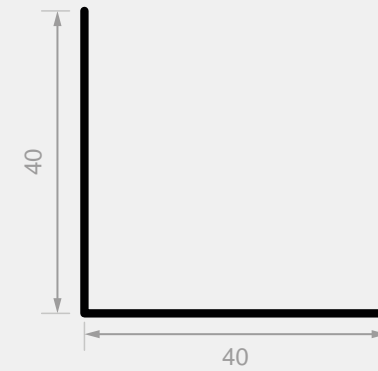






PHARMACY

STORAGE SYSTEM



Bolted Leg Edge

It is a versatile rack system that is used for display, light storage and archiving purposes. It consists of only 2 parts: the profile (upright) and the metal shelf. It is shipped out disassembled and assembled with bolts and nuts. This rack system, which has an **average carrying capacity of 80 kg per shelf**, is used frequently for archiving and filing purposes. Alternative placements can be achieved in project layouts using different sizes.



F60 STEEL PEG

POWDER COATING FEATURES

Electrostatic Epoxy Polyester Powder Paint

- RAL 7016
- RAL 7046

Alternative color work can be done in line with the customer's request.



Bolted L Upright

(h x d x l)

1000 x 40 x 40 mm
1500 x 40 x 40 mm
2000 x 40 x 40 mm
2500 x 40 x 40 mm

Bolt

Nut

Profile Edge
1,5 mm x 2 mm



Bolted Shelf

Thickness
0,6 mm / 0,7 mm / 1 mm

(h x d x l)

20 x 310 x 600 mm
20 x 310 x 750 mm
20 x 310 x 930 mm

20 x 430 x 600 mm
20 x 430 x 750 mm
20 x 430 x 930 mm

20 x 590 x 600 mm
20 x 590 x 750 mm
20 x 590 x 930 mm

PHARMACY

STORAGE SYSTEM





FLEXIBLE
AND CUSTOMIZED
DESIGNS



4

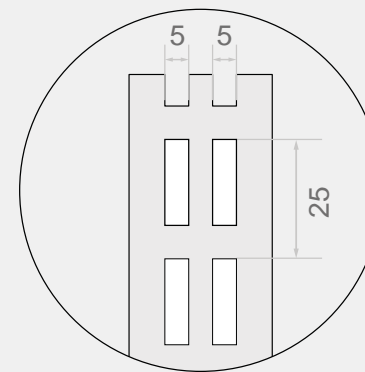
SHELVING & STORAGE RACKS



METAL SHELF SYSTEMS

S25

METAL SHELF SYSTEM



25 Pitch

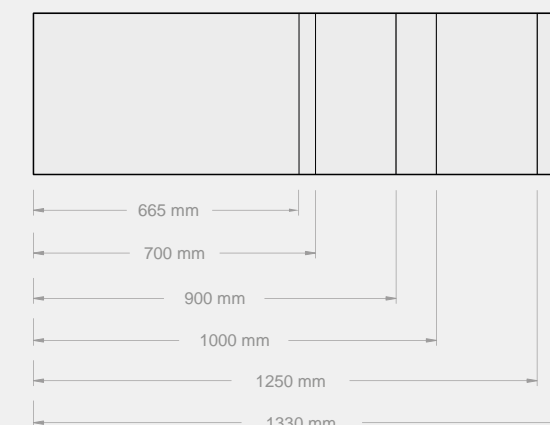
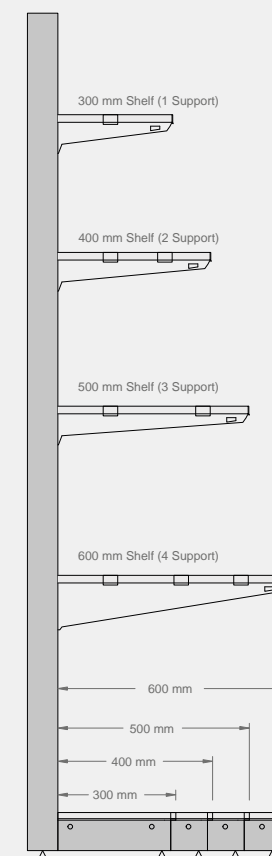
S25 Metal Shelving System is the most **flexible** shelf system, thanks to its 25 mm pitch configuration. It leaves minimal visual traces with its thin shelf front section, thus increasing the visibility of the products on display. It has a more **slim overall look** with its low-positioned base feet. S25 Metal Shelving System is used with Bakery, Beverage and Dynamic! Display systems which are part of the Sova Product Ecosystem. All parts and accessories used in these systems are compatible with the S25 Metal Shelving System.

POWDER COATING FEATURES

Electrostatic Epoxy Polyester Powder Paint

	RAL 9010		RAL 3020	Alternative color work can be done in line with the customer's request.
	RAL 7035		RAL 1023	
	RAL 7016		RAL 5010	
	RAL 1019		RAL 6018	
	RAL 1011		RAL 2008	

UNIT DIMENSIONS



								H:2400mm
								h:400 mm
								h:400 mm
								h:400 mm
								h:500 mm
								h:500 mm
								h:500 mm
								h:500 mm
								h:500 mm
								h:500 mm

S25

METAL SHELF SYSTEM



S25 SEMI RACK

METAL SHELF SYSTEM



S25

TOP FREEZER UNIT



35 Pitch

S35 Shelf system is used with **Fruit & Vegetable Displays** of the Sova Product Ecosystem. All parts and accessories used in these displays are compatible with the S35 System.

Electrostatic Epoxy Polyester Powder Paint

- Alternative color work can be done in line with the customer's request.

300 mm Shelf (1 Support)

400 mm Shelf (1 Support)

500 mm Shelf (3 Support)

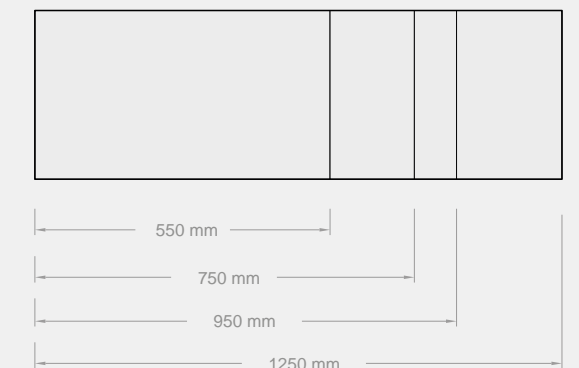
600 mm Shelf (3 Support)

600 mm

500 mm

400 mm

300 mm



							H:2480 mm
						H:2270 mm	h:210 mm
				H:2060 mm		h:420 mm	h:420 mm
			H:1850 mm	h:210 mm		h:420 mm	h:420 mm
		H:1640 mm	h:420 mm	h:420 mm		h:420 mm	h:420 mm
	H:1430 mm	h:210 mm	h:420 mm	h:420 mm		h:420 mm	h:420 mm
H:1220 mm	h:210 mm	h:420 mm	h:420 mm	h:420 mm	h:420 mm	h:420 mm	h:420 mm
H:1010 mm	h:210 mm	h:420 mm	h:420 mm	h:420 mm	h:420 mm	h:420 mm	h:420 mm
h:420 mm	h:420 mm	h:420 mm	h:420 mm	h:420 mm	h:420 mm	h:420 mm	h:420 mm
h:420 mm	h:420 mm	h:420 mm	h:420 mm	h:420 mm	h:420 mm	h:420 mm	h:420 mm

S35

METAL SHELF SYSTEM



S35

METAL SHELF SYSTEM



S35

METAL SHELF SYSTEM



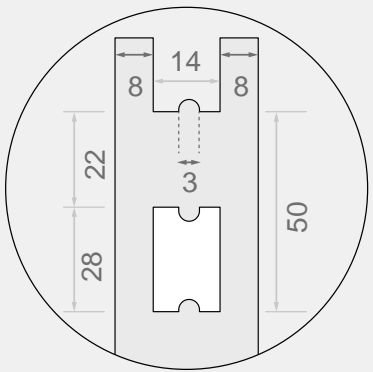
S35

TOP FREEZER UNIT



S50

METAL SHELF SYSTEM



50 Pitch

Being a robust and strong shelving system, the S50 Metal Shelving System features a pitch of 50 mm and an easy installation.

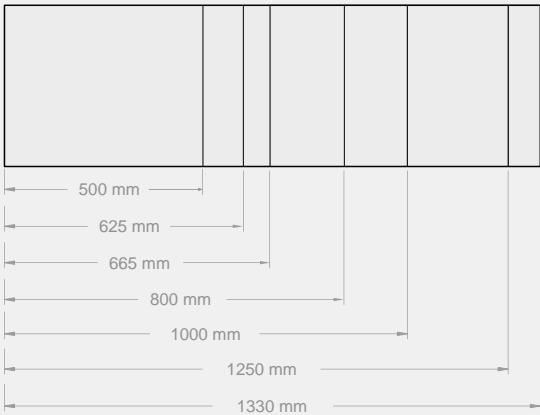
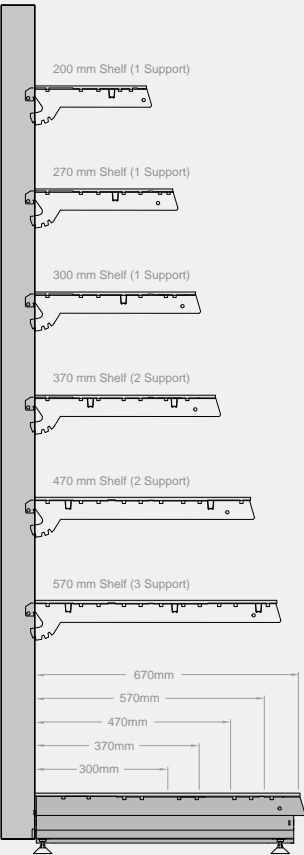
S50 metal shelving system, is the most preferred type worldwide, and it is universally **compatible with other 50 mm pitch shelving systems**.

POWDER COATING FEATURES

Electrostatic Epoxy Polyester Powder Paint

-  RAL 9010
 -  RAL 7035
 -  RAL 7016
 -  RAL 3020
 -  RAL 1023
 -  RAL 5010
 -  RAL 6018
 -  RAL 2008
- Alternative color work can be done in line with the customer's request.

UNIT DIMENSIONS



		H:1400mm	H:1600mm	H:1800mm	H:2000mm	H:2100mm	H:2200mm	H:2400mm	
H:1000 mm	h:400 mm	h:400 mm	h:500 mm	h:400 mm	h:500 mm	h:500 mm	h:400 mm	h:400 mm	h:400 mm
	h:500 mm	h:500 mm	h:500 mm	h:500 mm	h:500 mm	h:500 mm	h:500 mm	h:500 mm	h:500 mm
		h:400 mm	h:500 mm	h:400 mm	h:500 mm	h:500 mm	h:400 mm	h:500 mm	h:500 mm
		h:400 mm	h:500 mm	h:400 mm	h:500 mm	h:500 mm	h:400 mm	h:500 mm	h:500 mm

S50

METAL SHELF SYSTEM





LIGHT DUTY RACKS



LIGHT DUTY RACKS

F60

MINIRACK SYSTEM

F60 Minirack System is preferred for light-to-medium load weights, **offering an optimum load capacity** with its **60 mm upright dimension**.

With different profile types and sections, the horizontal beams of the F60 System can bear loads up to **550 kg** per level.

F60 Rack System can be used fully compatible with S35 Rack system to offer in-line combined installations.

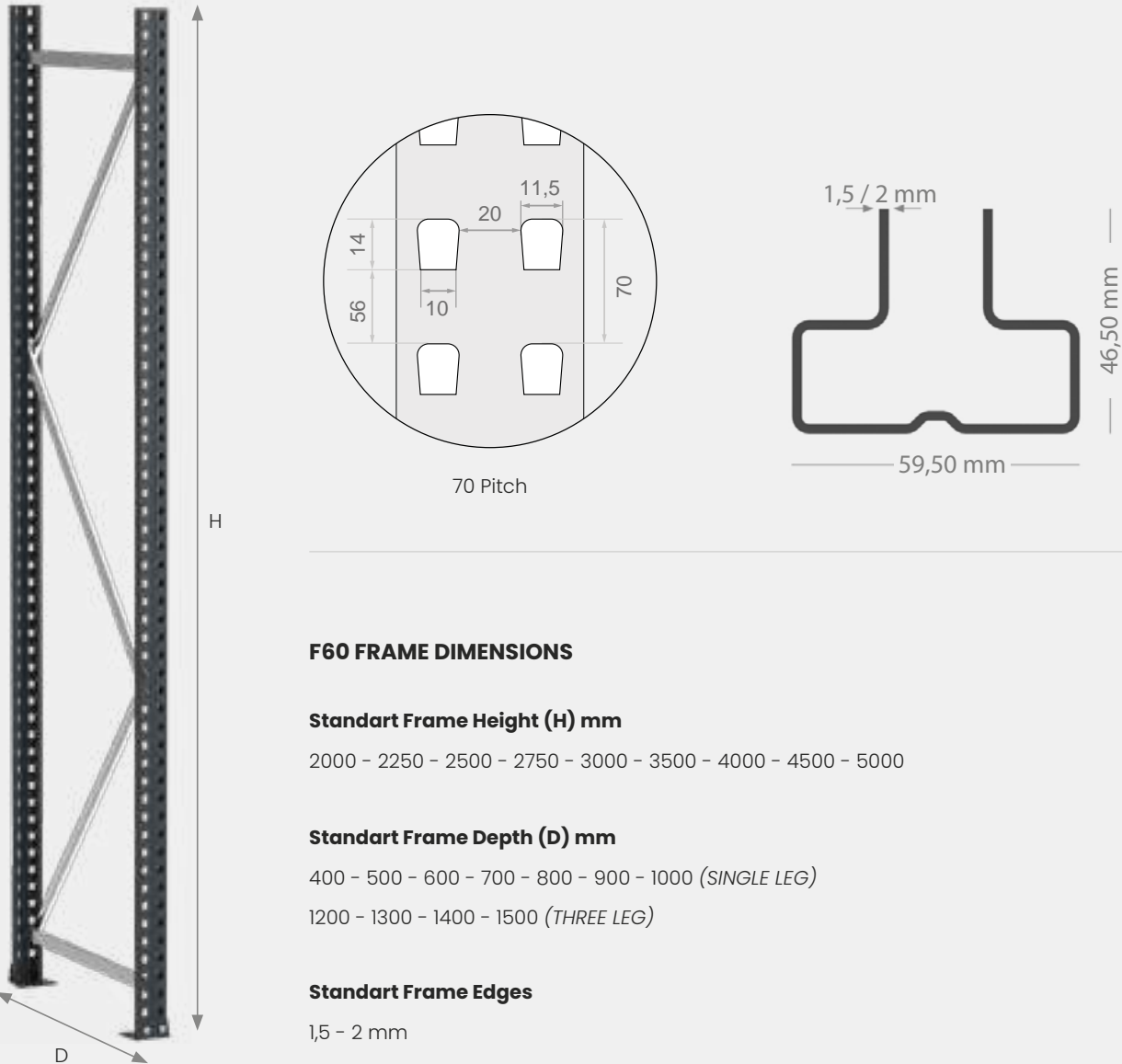
POWDER COATING FEATURES

Electrostatic Epoxy Polyester Powder Paint

- | | |
|----------|----------|
| RAL 7016 | RAL 3018 |
| RAL 7035 | RAL 3020 |
| RAL 5010 | RAL 1023 |

Alternative color work can be done in line with the customer's request.

F60 FRAME



F60 FRAME DIMENSIONS

- Standart Frame Height (H) mm**
2000 – 2250 – 2500 – 2750 – 3000 – 3500 – 4000 – 4500 – 5000
- Standart Frame Depth (D) mm**
400 – 500 – 600 – 700 – 800 – 900 – 1000 (SINGLE LEG)
1200 – 1300 – 1400 – 1500 (THREE LEG)

Standart Frame Edges
1,5 – 2 mm

F60 FIXING PARTS

F60 Base Plate



39 x 86 x 71 mm

F60 Steel Peg



F60 Security Pim



F60 Frame Wall Connection



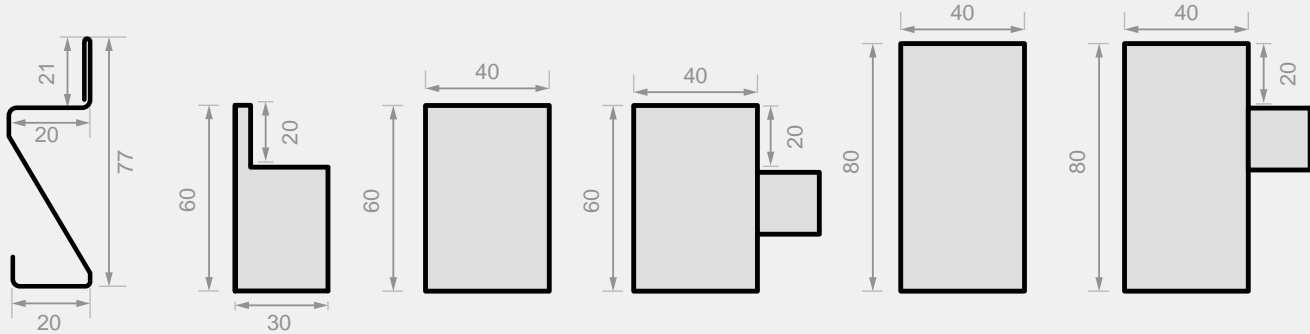
100 – 150 – 200 mm

F60 Frame Interconnection



100 – 150 – 200 mm


F60 BEAM PROFILES



Beam Floor Load Carrying Capacities							
Beam Edge	1000 mm	1250 mm	1500 mm	1750 mm	2000 mm	2250 mm	2500 mm
F60 Z BEAM 66. (1,5 mm)	640 Kg	600 Kg	560 Kg	480 Kg	420 Kg	410 Kg	400 Kg
F60 Z BEAM 66. (2 mm)	810 Kg	760 Kg	710 Kg	600 Kg	550 Kg	440 Kg	420 Kg
F60 OMEGA BEAM 30x60 (1,5 mm)	1150 Kg	860 Kg	660 Kg	550 Kg	500 Kg	460 Kg	410 Kg
F60 OMEGA BEAM 30x60 (2 mm)	1200 Kg	1060 Kg	840 Kg	700 Kg	620 Kg	580 Kg	560 Kg
F60 BOX BEAM 40x60 (1,5 mm)	1200 Kg	860 Kg	700 Kg	660 Kg	540 Kg	500 Kg	440 Kg
F60 BOX BEAM 40x60 (2 mm)	1340 Kg	1100 Kg	880 Kg	770 Kg	640 Kg	600 Kg	550 Kg
F60 BOX BEAM 40x80 (2 mm)		1900 Kg	1600 Kg	1350 Kg	1200 Kg	1170 Kg	1000 Kg
F60 BOX G BEAM 40x80 (2 mm)		1950 Kg	1650 Kg	1400 Kg	1300 Kg	1250 Kg	1070 Kg

F60 TRAYS

Internal Tray



External Tray



F60 FRAME DIMENSIONS

- Standart Tray Depth (D) mm**
400 – 500 – 600 – 700 – 800 – 900 – 1000 (SINGLE LEG)
1200 – 1300 – 1400 – 1500 (THREE LEG)

Standart Tray Lenght (L)
250 – 300 mm

Standart Tray Height (H)
20 mm

Standart Tray Edges
0,8 – 1 – 1,2 – 1,5 mm

F60

WALL RACK



F60

BACK TO BACK SYSTEM



F60

THREE LEG SYSTEM



F60

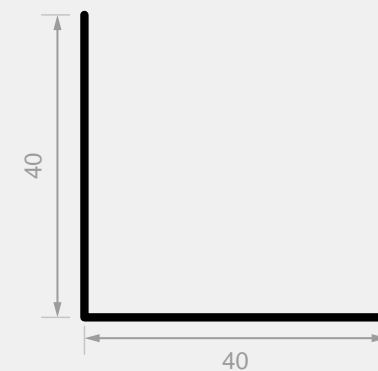
UNIT ENTEGRATED SYSTEM



- It is fully compatible with the S35 Metal Shelving System. Shelving unit is fully integrated as a single upright system.
- In case of S25 or S50 shelving system, a three upright full shelving unit is required and used as an "inserted" shelving unit.


BOLTED

RACK SYSTEM



Bolted Leg Edge

It is a versatile rack system that is used for display, light storage and archiving purposes. It consists of only 2 parts: the profile (upright) and the metal shelf. It is shipped out disassembled and assembled with bolts and nuts. This rack system, which has an **average carrying capacity of 80 kg per shelf**, is used frequently for archiving and filing purposes. Alternative placements can be achieved in project layouts using different sizes.



F60 STEEL PEG

POWDER COATING FEATURES

Electrostatic Epoxy Polyester Powder Paint

- RAL 7016
- RAL 7046

Alternative color work can be done in line with the customer's request.



Bolted L Upright

(h x d x l)

1000 x 40 x 40 mm
1500 x 40 x 40 mm
2000 x 40 x 40 mm
2500 x 40 x 40 mm

Bolt

Nut

Profile Edge
1,5 mm x 2 mm



Bolted Shelf

Thickness
0,6 mm / 0,7 mm / 1 mm

(h x d x l)

20 x 310 x 600 mm
20 x 310 x 750 mm
20 x 310 x 930 mm

20 x 430 x 600 mm
20 x 430 x 750 mm
20 x 430 x 930 mm


20 x 590 x 600 mm
20 x 590 x 750 mm
20 x 590 x 930 mm

BOLTED

RACK SYSTEM



FLEXIBLE AND CUSTOMIZED DESIGNS



5

RETAIL EQUIPMENT & ACCESSORIES

SOVA





HANDLING EQUIPMENT

VENUS

SHOPPING TROLLEYS



The most popular model in the world with its solid chassis structure. It offers a solid and dynamic comfort with its oval profile chassis. With capacities ranging from 80 liters to 240 liters, a VENUS series shopping trolley is suitable for any store, in any size.



Plastic Part Color Options

- Standard Color RAL 3020
- Optional RAL 5015
- Optional RAL 6018
- Optional RAL 2004
- Optional RAL 1023

Capacity	80 lt.	100 lt.	125 lt.	150 lt.	180 lt.	210 lt.	240 lt.
Max Load	75 kg.	90 kg	100 kg	130 kg	150 kg	160 kg	180 kg
Height (H)	950 mm	950 mm	1010 mm	1010 mm	1020 mm	1010 mm	1000 mm
Depth (D)	510 mm	510 mm	550 mm	570 mm	590 mm	570 mm	590 mm
Length (L)	850 mm	860 mm	900 mm	990 mm	1020 mm	1100 mm	1120 mm
Nesting Distance (R)	215 mm	215 mm	215 mm	240 mm	200 mm	250 mm	300 mm
40 HQ Container	600	600	500	550	570	436	364
Truck	580	580	448	496	496	400	400

NEPTUN

SHOPPING TROLLEYS



Plastic Part Color Options

- Standard Color RAL 3020
- Optional RAL 5015
- Optional RAL 6018
- Optional RAL 2004
- Optional RAL 1023



Stylish and strong with its “all-wire” structure. You can use the upper basket more efficiently by moving the bottled or boxed products to the extra space at the bottom. Thus, you can have an increased turnover with this higher total capacity. Ranging from 80 to 240 liters, a NEPTUN series shopping trolley adds efficiency to every store.

Capacity	80 lt.	100 lt.	125 lt.	150 lt.	180 lt.	210 lt.	240 lt.
Max Load	75 kg.	90 kg	100 kg	130 kg	150 kg	160 kg	180 kg
Height (H)	960 mm	960 mm	960 mm	1000 mm	1040 mm	1050 mm	1060 mm
Depth (D)	510 mm	510 mm	550 mm	580 mm	585 mm	570 mm	590 mm
Length (L)	800 mm	860 mm	890 mm	1020 mm	1030 mm	1100 mm	1120 mm
Nesting Distance (R)	190 mm	190 mm	225 mm	245 mm	245 mm	245 mm	230 mm
40 HQ Container	650	630	550	440	440	440	460
Truck	580	580	448	496	496	400	400

NOVA

SHOPPING TROLLEYS



Turnover hunter" of small stores! Offering a volume of 115 liters and thanks to its deep basket design, NOVA has the smallest size compared to its counterparts. Designed for narrow aisles, NOVA is an ideal choice for 300 to 800 square meter stores. NOVA, which is the choice of the biggest discount chains in the world, offers consumers a comfortable shopping experience.



Plastic Part Color Options

Standard Color	RAL 3020
Optional	RAL 5015
Optional	RAL 6018
Optional	RAL 2004
Optional	RAL 1023

Capacity	120 lt.
Max Load	98 kg.
Height (H)	872 mm
Depth (D)	545 mm
Length (L)	987 mm
Nesting Distance (R)	165 mm
40 HQ Container	650
Truck	472

LOOP

SHOPPING TROLLEYS



LOOP, the new generation plastic shopping trolley, offers maximum volume in minimum dimensions; thanks to its ergonomic chassis structure. LOOP is the ideal choice for narrow aisles.

With 3 different sizes, LOOP adds aesthetics and efficiency to your modern store concepts.



Plastic Part Color Options

Basket Color	RAL 7021
Handle Color	RAL 3020
Handle Color	Pantone 123C
Handle Color	Pantone 375C
Handle Color	Pantone 287C

Capacity	100 lt.	160 lt.	200 lt.
Max Load	100 kg.	150 kg.	190 kg.
Height (H)	1012 mm	1107 mm	1081 mm
Depth (D)	567 mm	597 mm	587 mm
Length (L)	587 mm	847 mm	1050 mm
Nesting (R)	125 mm	225 mm	215 mm
10 Trolleys Length	1712 mm	2782 mm	2985 mm

EASY-B

SHOPPING TROLLEYS



Easily keep your eyes on your child with Easy-B Shopping Trolley. Providing a safe seat with a seat belt, Easy-B is designed for infants and kids between the ages of 6 months to 3 years.

Easy-B offers a total volume of 47 liters, with a 25-liter upper basket and a lower space for a 22/28 liters hand basket.

Color Option
Chassis RAL 7024

Height (H)	1020 mm
Depth (D)	630 mm
Length (L)	1180 mm
Upper Basket	25 lt.
Hand Basket Volume	22 lt.
Seating Material	PE
Casters	100 mm TPE

EASY-B TWIN

SHOPPING TROLLEYS



Does your customer have 2 kids or twins? With Easy-B Twin, you can ensure that they shop safely together with their kids. Easy-B Twin provides 2 individual safe and secure seats with seat belts for infants and kids between the ages of 6 months and 3 years, helping your customers do their shopping quickly while keeping an eye on their children.

Color Option
Chassis RAL 7024

Height (H)	1020 mm
Depth (D)	630 mm
Length (L)	1060 mm
Hand Basket Volume	22 lt.
Seating Material	PE
Casters	100 mm TPE

JUNIOR

SHOPPING TROLLEYS



JR helps kids enjoy shopping while offering a large capacity with its 100 liters basket. The additional central caster provide a comfortable and safe environment for these little shoppers. With its seat and steering wheel, JR gives kids the real-feel of a car and keeps them safe with built-in seat belt.



Basket Volume	100 lt.
Max Load	80 kg.
Height (H)	1030 mm
Width (D)	580 mm
Length (L)	1515 mm
40"HC Container (pcs)	65

SWEAT

SHOPPING TROLLEYS



SWEET is designed for the shopping pleasure of kids along with their parents. With its 20 liter capacity plastic baskets in two different colors, the cheerful-looking SWEET will make children love shopping.



Plastic Part Color Options

Standard Color	RAL 3020
Optional	RAL 5015

Capacity	20 lt.
Height (H)	720 mm
Width (D)	375 mm
Height with Pole	1470 mm
Ads Area	50x130 mm
Flag	Opsiyonel

D70

CARGO TROLLEYS



Fast, flexible and agile, the D 70 provides a comfortable and high capacity transport; thanks to its nesting design and the rear wire basket. High maneuverability with four moving wheels and high loading capacity of 200 kg.

Max Load	200 kg.
Height (H)	950 mm
Depth (D)	540 mm
Length (L)	870 mm
Nesting Distance (R)	20 lt.
Basket Volume	285 mm



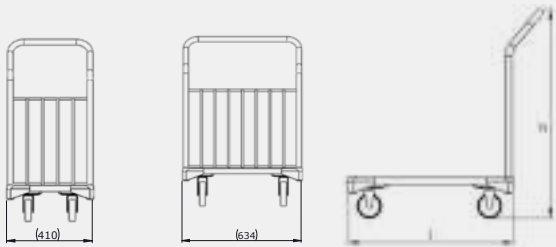
M4

CARGO TROLLEYS



The best way to quickly transport boxed goods between the back-storage and the store is to use the M series cargo trolleys.

With 2 alternative sizes, the M series cargo trolleys have 2 fixed and 2 swivel casters and a reversible handle which offers great ergonomics by giving the user 2 control options: pull or push. This removable handle also helps M series occupy minimum space in the warehouse when not in use.



	MS	ML
Max Load	200 kg.	250 kg.
Height (H)	890 mm	1050 mm
Depth (D)	530 mm	650 mm
Length (L)	700 mm	950 mm

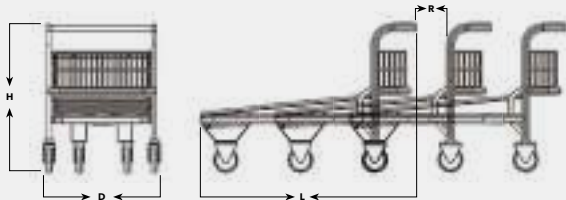
K4

CARGO TROLLEYS



The high capacity K-series cargo trolleys is an ideal solution to carry products from the back-warehouse to the store. It has 2 different size options. The small version K4S is suitable for a warehouse/store with small aisles or to be loaded in an elevator. A K-series cargo trolley is also used as a shopping trolley in large square meter wholesale stores, offering a silent comfort with its custom made rubber wheels. Configured with 2 swivel from wheels and 2 fixed rear wheels. Occupies minimum space in the store, thanks to its nesting design.

	K4-S	K4-L
Max Load	300 kg.	450 kg.
Height (H)	950 mm	950 mm
Depth (D)	610 mm	720 mm
Length (L)	1160 mm	1400 mm
Nesting Distance (R)	265 mm	265 mm



K5

CARGO TROLLEYS



K5 cargo trolley is very similar to K4 series in structure. What differentiate K5 from K4 is the 4 swivel wheels (instead of 2) and the 5th wheel at the center of the trolley that gives K5 stability and comfort. K5 is the ideal solution if more maneuverability is needed when transporting goods from warehouse to the store. Ideal solution to be a "customer trolley" in DIY or wholesale stores.

Max Load	450 kg.
Height (H)	950 mm
Depth (D)	720 mm
Length (L)	1400 mm
Nesting Distance (R)	265 mm

- Color Options**
- Chasis RAL 5010
 - Chasis RAL 7046
 - Chasis ZINC



TRANSPORTER

CARGO TROLLEYS



Your perfect assistant that makes your work easier for product picking or distribution.

A note-taking tray is optionally available for recording your operations. The optional compact ladder will assist you to collect products from the high shelves.

Shelves are adjustable and additional ones can be added if required. You can easily carry clothes and similar products with the hanger on the top.

(H x D x L)

- 1600 x 500 x 900 mm
- 1600 x 600 x 1000 mm




NOTEPAD



LADDER

2 SIDED

ROLL CONTAINER



- Easy to load and unload with two sides open.
- Optional belt for holding goods together.
- 2 sides can easily be dismounted.
- Side wall height: 1.500 & 1.650 mm
- Wire mesh space: 150x200 mm
- Shelf is optional.

Standard casters: 125 mm polyamid PP coating
casters are also available for softer floorings.


Max Load	400 kg.
Height (H)	1650 / 1850 mm
Width (D)	710 mm
Length (L)	810 mm

ROLL SHELF (D x L)

710 x 810 mm

3 SIDED

ROLL CONTAINER



- Loading/Unloading is done from single side.
- Optional belt on open side.
- Three side walls can easily be dismounted.
- Side wall height: 1.500 & 1.650 mm
- Wire mesh space: 150×200 mm
- Shelf is optional.

Standard casters: 125 mm polyamid PP coating
casters are also available for softer floorings.

Max Load	400 kg.
Height (H)	1650 / 1850 mm
Width (D)	710 mm
Length (L)	810 mm

ROLL SHELF (D x L)
710 x 810 mm

4 SIDED

ROLL CONTAINER



- Maximum security when transporting goods.
- Loading/Unloading is done by removing one side.
- Four side walls can easily be dismounted.
- Side wall height: 1.500 & 1.650 mm
- Wire mesh space: 150×200 mm
- Shelf is optional.

Standard casters: 125 mm polyamid PP coating
casters are also available for softer floorings.

Max Load	400 kg.
Height (H)	1650 / 1850 mm
Width (D)	710 mm
Length (L)	810 mm

ROLL SHELF (D x L)
710 x 810 mm

4 SIDED

SINGLE DOOR ROLL CONTAINER



- Extra safe with 4 sides closed.
- 50×50 mm spaced mesh frames at the sides prevents access to goods.
- Single door can be locked.
- Shelf is standard.
- An optional top cover is available to fully secure the roll container.
- Optional hanger for clothes.

Standard casters: 125 mm polyamid PP coating
casters are also available for softer floorings.

Max Load	400 kg.
Height (H)	1650 / 1850 mm
Width (D)	710 mm
Length (L)	810 mm

TOP COVER MESH (D x L)

710 x 810 mm

HANGER TUBE (L)

710 mm

4 SIDED

DOUBLE DOOR ROLL CONTAINER



- 4 closed sides safe design.
- 50×50 mm spaced mesh frames at the sides prevents access to goods.
- 2 sided access with double doors.
- Shelf is standard.
- An optional top cover is available to fully secure the roll container.
- Optional hanger for clothes.

Standard casters: 125 mm polyamid PP coating
casters are also available for softer floorings.

Max Load	400 kg.
Height (H)	1650 / 1850 mm
Width (D)	710 mm
Length (L)	810 mm

TOP COVER MESH (D x L)

710 x 810 mm

HANGER TUBE (L)

710 mm



DISPLAY EQUIPMENT

DELTA

DISPLAY BASKET



2 swivel – 2 locked
100 mm caster

Offers flexible and powerful presentation with its double-layer basket. Higher mobility with optional wheels. Easy display of prices with the price tag slots on the sides of the basket.

A very handy **top basket**, compatible with **ALFA, BETA, GAMA and DELTA** model display baskets. Additional presentation space with 2 additional shelves. Easy display of prices with included channels for price labels. With its symmetric structure, it can be used from both sides of the basket.



DISPLAY BASKET (H x D x L)

850 x 600 x 800 mm
850 x 800 x 1200 mm



TOP BASKET SET (H x D x L)

700 x 320 x 800 mm
700 x 320 x 1200 mm

OMICRON

DISPLAY BASKET



OMICRON offers the opportunity to display products at different levels with desired depths. It challenges heavy loads with its strong profile lower frame (supported models). With its optional wheels, it can be easily moved to any location in the store.

DISPLAY BASKET (H x D x L)

850 x 600 x 800 mm
850 x 800 x 1200 mm

ALFA

DISPLAY BASKET



ALFA offers the opportunity to display products at different levels with desired depths. It challenges heavy loads with its strong profile lower frame (supported models). With its optional wheels, it can be easily moved to any location in the store.

DISPLAY BASKET (H x D x L)

- 850 x 400 x 600 mm
- 850 x 600 x 800 mm
- 850 x 800 x 800 mm
- 850 x 800 x 1200 mm



Wheeled Foot



Supported Foot

BETA

DISPLAY BASKET



Thanks to the 4-levels adjustable wire shelf of the display basket BETA, it's possible to adjust the presentation depth for different products. With optional lower profile frame, this basket can also handle heavier loads. The optional mobile version with wheels can be easily moved to any desired location in the store.

DISPLAY BASKET (H x D x L)

- 850 x 600 x 800 mm
- 850 x 800 x 800 mm
- 850 x 800 x 1200 mm



Wheeled Foot



Supported Foot

GAMA

DISPLAY BASKET



Display basket GAMA offers the deepest presentation option in this range. The wire shelf can be adjusted at 5-levels of depth. The lower profile frame (optional) helps GAMA handle heavy loads. Wheels are also available for higher mobility in the store.

DISPLAY BASKET (H x D x L)

- 850 x 600 x 800 mm
- 850 x 800 x 800 mm
- 850 x 800 x 1200 mm



Wheeled Foot



Supported Foot

SIGMA

DISPLAY BASKET



Offers a high capacity with its deep basket and strong profile legs. Optional wheels add mobility in the store.

- Basket depth: 720 mm.
- 6-levels adjustable wire shelf.

DISPLAY BASKET (H x D x L)

- 860 x 450 x 900 mm
- 860 x 600 x 1000 mm

MEGA

DISPLAY BASKET



Solid built, strong and high capacity display basket. Smaller spacing of the wire grid offers convenience in presenting smaller products. Wheels are standard, giving the basket a higher mobility. The L-shaped post is used to hang the price labels/tags.

DISPLAY BASKET (H x D x L)

630 x 600 x 1000 mm
630 x 800 x 1200 mm

EXTRA

DISPLAY BASKET




Provides an extra presentation space with the adjustable top basket shelf. Powerful presentation with its profile lower frame and deep basket. Offers mobility with optional wheels.

DISPLAY BASKET (H x D x L)

1400 x 600 x 800 mm
1400 x 800 x 800 mm

MICRON

DISPLAY BASKET



With its fully foldable structure, this basket does not occupy any space in the warehouse when not in use. Offers a flexible presentation with 2 alternative sizes. The shelf can be adjusted at 4-levels according to the product to be displayed.

DISPLAY BASKET (H x D x L)
 800 x 530 x 530 mm
 800 x 800 x 800 mm


ZETA

DISPLAY BASKET



ZETA provides an extra presentation space with the adjustable top basket shelf. Powerful presentation with its profile lower frame and deep basket. With its optional wheels, it can be easily moved to any location in the store.


DISPLAY BASKET (H x D x L)
 850 x 600 x 800 mm
 850 x 800 x 1200 mm



Wheeled Foot

4 BASKET

DISPLAY UNIT



An efficient presentation option with strong profile body and dense wire basket shelves. 4 different size baskets are welded to the body. Possible to use as a gondola by placing 2 units back-to-back.

DISPLAY UNIT (H x D x L)
1420 x 400 x 1200 mm

DISPLAY UNIT SEPERATOR (H x D)
200 x 300 mm
200 x 400 mm



Seperator

3 BASKET

DISPLAY UNIT



3 different size basket shelves for displaying different products. Suitable to be used at any location in the store, thanks to its small size. 2 units can be placed back-to-back to form a two-way display unit.

DISPLAY UNIT (H x D x L)
1130 x 400 x 500 mm

STEPPED WIRE

BASKET RACK



MULTI-TIER

BASKET RACK



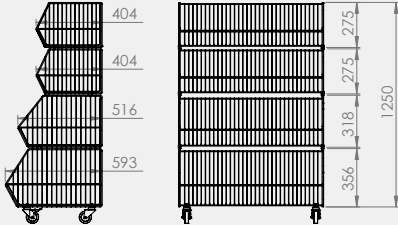
A handy basket rack with baskets having different sizes (smaller depths at the top). High mobility with wheels fixed on the bottom basket.

WIRE WHEELED BASKET (H x D x L)

- 356 x 593 x 700 mm
- 356 x 593 x 1000 mm

STEPPED WIRE TOP BASKET (H x D x L)

- 318 x 516 x 700 mm
- 318 x 516 x 1000 mm
- 275 x 404 x 700 mm
- 275 x 404 x 1000 mm



Suitable to be used in every spot in the store, this rack set offers high capacity and mobility. Each tier has a loading capacity of 100 kg.

RACK BASE (H x D x L) WIRE BASKET RACK (H x D x L)

- 97 x 497 x 1000 mm 264 x 497 x 1000 mm
- 97 x 497 x 1250 mm 264 x 497 x 1250 mm



4 BASKET ECO

DISPLAY UNIT



An efficient presentation option with strong profile body and dense wire basket shelves. Suitable to be used at any location in the store, thanks to its small size. Possible to use as a gondola by placing 2 units back-to-back.

ONE SIDED ECO DISPLAY UNIT (H x D x L)


- 1210 x 635 x 500 mm
- 1210 x 635 x 700 mm

DOUBLE SIDED ECO DISPLAY UNIT (H x D x L)

- 1210 x 1270 x 500 mm
- 1210 x 1270 x 700 mm

WIRE SIDE

GONDOLA



The wire stand used on the side of the gondola heads gives you a transparent product presentation and makes your products stand out.

WIRE BODY (D x L)

- 1850 x 200 x 400 mm
- 1850 x 200 x 500 mm
- 2060 x 200 x 400 mm
- 2060 x 200 x 500 mm

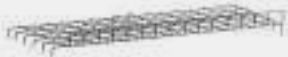
WIRE HOOK WITH LABEL

150 mm



WIRE SHELF (D x L)

- 180 x 400 mm
- 180 x 500 mm



METAL SIDE GONDOLA




An elegant side stand used at the edge of the gondola heads, offering an extra display area.

- SIDE BODY (H x D x L)**
- 1850 x 200 x 400 mm
- 1850 x 200 x 500 mm
- 2060 x 200 x 400 mm
- 2060 x 200 x 500 mm

- SIDE SHELF (D x L)**
- 180 x 400 mm
- 180 x 500 mm

- WIRE HOOK DSG (D)**
- 150 mm
- WIRE HOOK WITH LABEL DSG (D)**
- 150 mm

UNIVERSAL PRODUCT STAND



A modular and universal stand that can be used to display any type of product. Present your brand's logo at the top to differentiate displayed products from the others. Includes a handy basket shelf at the bottom. A perfect stand for presentation with wire hooks.

- STAND BODY (H x D x L)**
- 2015 x 500 x 750 mm
- 2015 x 500 x 950 mm

- STAND BASKET (D x L)**
- 500 x 750 mm
- 500 x 950 mm
- WIRE HOOK WITH LABEL DSG (D)**
- 250 mm
- 300 mm



DISPLAY
ACCESSORIES

CONNECTION TYPES

ACCESSORIES FOR PERFORATED PANELS (DSG)

Accessories that are used on metal panels which are named as “perforated back panels” or “pegboards” in retail shelving systems. There are 3 models of this type of accessories which are all used on the same perforated panel.



- DSG** The most widely used standard model.
- DSG-K** These can be locked after fixing on the panel.
- DSG-P** Model with a metal pin, used in special/custom projects.

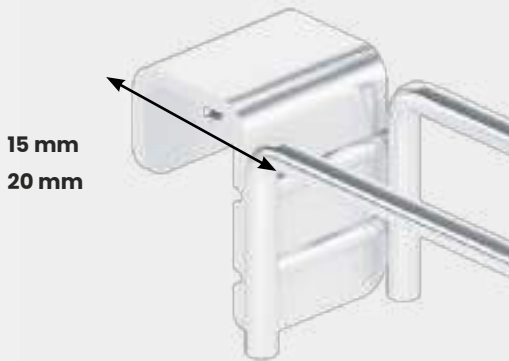


ACCESSORIES FOR PROFILE BAR (ATG)

Accessories that are fitted on the profile bars (accessory holders) used in retail shelving systems.

ATG model is compatible with plain profile bars. It's a standard and common model. Plain profile bar depth (thickness) can be 15 mm or 20 mm.

OTG model is compatible with oval profile bars. It's not a widely preferred model and used in custom/special projects.



ATG type accessories' dimensions vary depending on the profile bar's. For 15×30 mm profile bar, the back of the accessory (fitting point) will be 15 mm, for 20×30 mm and 20×40 mm profile bars, the back of the accessory (fitting-point) will be 20 mm. Pay 15 mm attention when purchasing such accessories.

DISPLAY ACCESSORIES

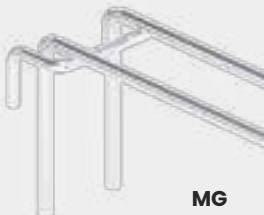
ACCESSORIES FOR SLATWALL PANELS (KPG)

Accessories that are used on wooden slatwall panels Except for some special cases, these panels are universal.



ACCESSORIES FOR WIRE MESH PANELS (MG)

These accessories are compatible with widely used 50×50 mm grids of the wire mesh panels. They can also be configured for custom grid sizes.

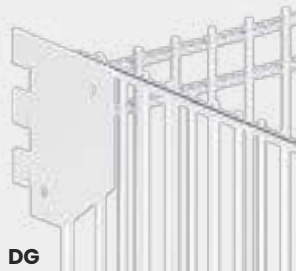


ACCESSORIES FOR UPRIGHTS (DG)

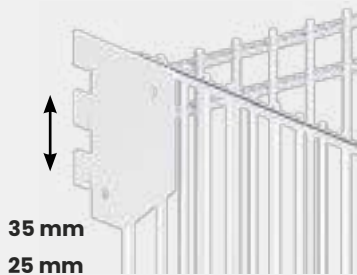
Accessories that are fitted on the profile uprights of the retail shelving systems. The size of the fitting part of these accessories vary based on the pitch of the upright.

Models with a single fixing ledge are usually compatible with uprights of any pitch size.

These accessories are compatible with all slatwall panel models.



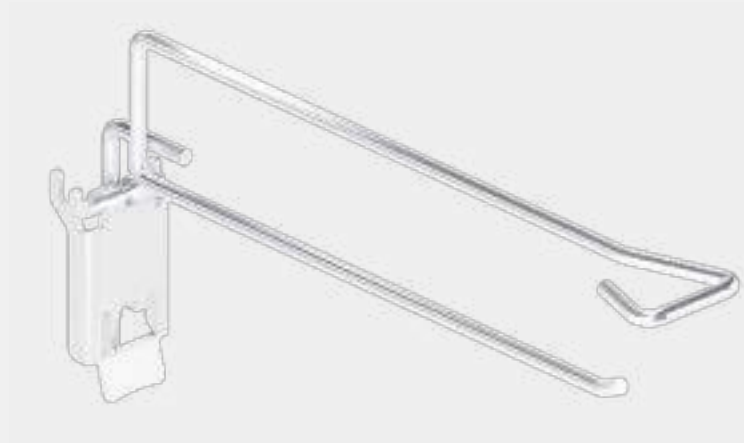
For accessories with more than one fixing ledge, the pitch size of the upright should be noted. The fixing ledges are manufactured according to that pitch size. (Our fixing ledges are manufactured for 25 mm and 35 mm pitch sizes.)



WIRE HOOKS



LOCKED WIRE HOOK DSG-K DOUBLE
(dxØ)
200 mm - Ø4
300 mm - Ø5
400 mm - Ø5



LOCKED WIRE HOOK DSG-K WITH LABEL
(dxØ)
200 mm - Ø5
300 mm - Ø6
400 mm - Ø6

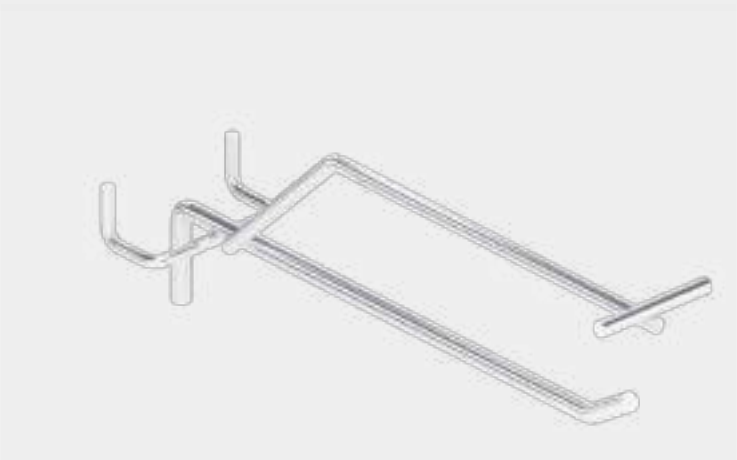


LOCKED WIRE HOOK DSG-K
(dxØ)
200 mm - Ø5
300 mm - Ø6
400 mm - Ø6

WIRE HOOKS



WIRE HOOK DSG
(dxØ)
150 mm - Ø5
200 mm - Ø5
250 mm - Ø6
300 mm - Ø6



WIRE HOOK DSG WITH LABEL
(dxØ)
150 mm - Ø5
200 mm - Ø5
250 mm - Ø6
300 mm - Ø6



WIRE HOOK DSG DOUBLE
(dxØ)
150 mm - Ø4
200 mm - Ø4
250 mm - Ø5
300 mm - Ø5
400 mm - Ø5




WIRE HOOK DSG DOUBLE WITH LABEL
(dxØ)
150 mm - Ø4
200 mm - Ø4
250 mm - Ø5
300 mm - Ø5
400 mm - Ø5

WIRE HOOKS



WIRE HOOK ATG

- (dxØ)
- 150 mm - Ø5
 - 200 mm - Ø5
 - 250 mm - Ø6
 - 300 mm - Ø6
 - 400 mm - Ø8



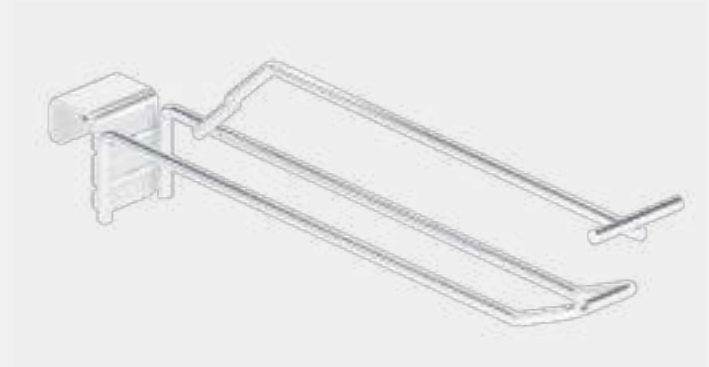
WIRE HOOK ATG WITH LABEL

- (dxØ)
- 150 mm - Ø5
 - 200 mm - Ø5
 - 250 mm - Ø6
 - 300 mm - Ø6
 - 400 mm - Ø8



WIRE HOOK ATG DOUBLE

- (dxØ)
- 150 mm - Ø4
 - 200 mm - Ø4
 - 250 mm - Ø5
 - 300 mm - Ø5
 - 400 mm - Ø5



WIRE HOOK ATG DOUBLE WITH LABEL

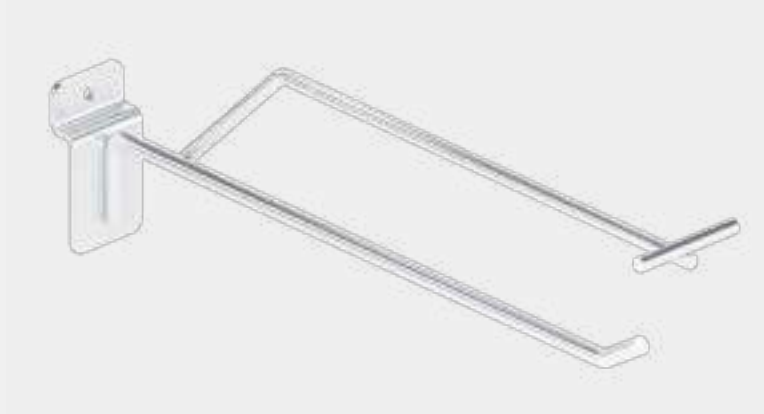
- (dxØ)
- 150 mm - Ø4
 - 200 mm - Ø4
 - 250 mm - Ø5
 - 300 mm - Ø5
 - 400 mm - Ø5

WIRE HOOKS



WIRE HOOK KPG

- (dxØ)
- 150 mm - Ø5
 - 200 mm - Ø5
 - 250 mm - Ø6
 - 300 mm - Ø6
 - 400 mm - Ø6




WIRE HOOK KPG WITH LABEL

- (dxØ)
- 150 mm - Ø5
 - 200 mm - Ø5
 - 250 mm - Ø6
 - 300 mm - Ø6
 - 400 mm - Ø6



WIRE HOOK KPG DOUBLE

- (dxØ)
- 150 mm - Ø4
 - 200 mm - Ø4
 - 250 mm - Ø5
 - 300 mm - Ø5
 - 400 mm - Ø5



WIRE HOOK KPG DOUBLE WITH LABEL

- (dxØ)
- 150 mm - Ø4
 - 200 mm - Ø4
 - 250 mm - Ø5
 - 300 mm - Ø5
 - 400 mm - Ø5

WIRE HOOKS




WIRE HOOK MG
(d x Ø)
150 mm - Ø5
200 mm - Ø5
250 mm - Ø6
300 mm - Ø6
400 mm - Ø8

WIRE HOOKS



WIRE HOOK MG DOUBLE
(d x Ø)
150 mm - Ø4
200 mm - Ø4
250 mm - Ø5
300 mm - Ø5
400 mm - Ø5



WIRE HOOK MG WITH LABEL
(d x Ø)
150 mm - Ø5
200 mm - Ø5
250 mm - Ø6
300 mm - Ø6
400 mm - Ø8



WIRE HOOK MG DOUBLE WITH LABEL
(d x Ø)
150 mm - Ø4
200 mm - Ø4
250 mm - Ø5
300 mm - Ø5
400 mm - Ø5

DIY ACCESSORIES

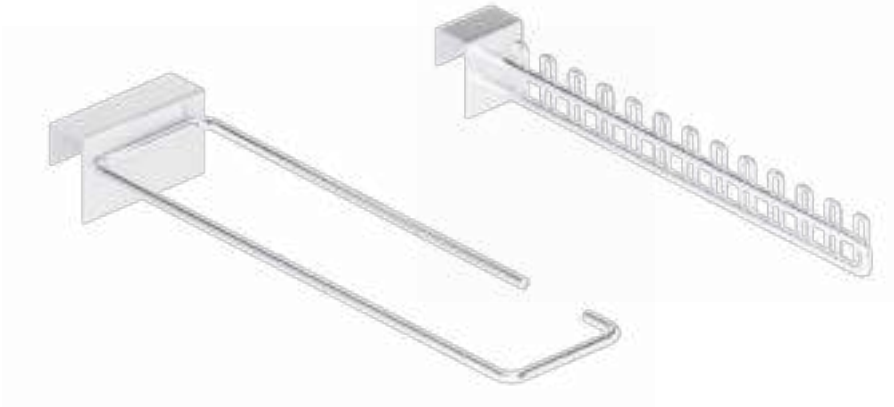


GRINDING HOLDER WIRE HOOK DSG

(hxd)

85 x 200 mm

DIY ACCESSORIES



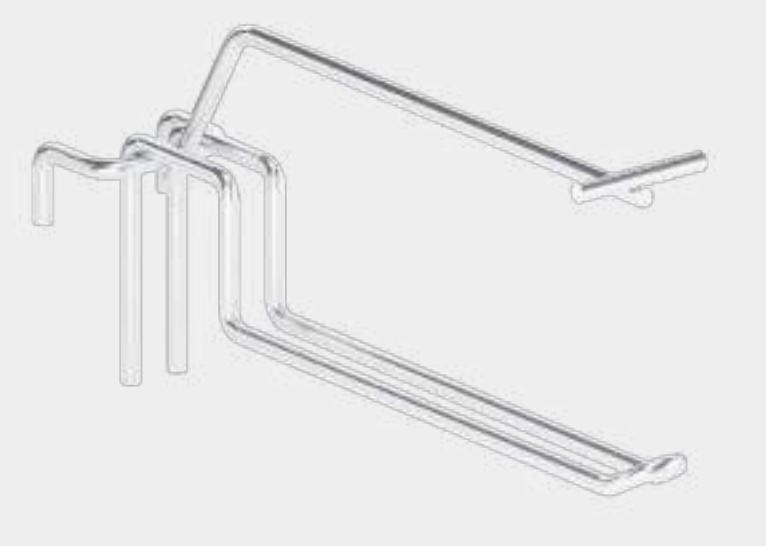
SHOVEL HOLDER SET ATG

(d)

535 mm - Ø10



DISPLAY ACCESSORIES



GRINDING HOLDER WIRE HOOK MG

(hxd)


85 x 200 mm



SLEDGE HOLDER ATG & DSG

(hxdxI)


70 x 240 x 38 mm




HIGH LABEL WIRE HOOK ATG

(hxd)

60 x 100 mm - Ø5
60 x 150 mm - Ø5



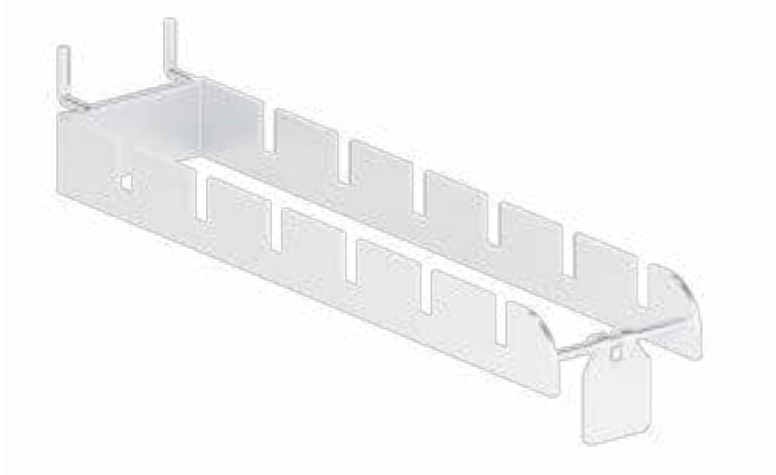
HAMMER HOLDER ATG & DSG

(hxdxI)

50 x 310 x 30 mm



DIY ACCESSORIES



TROWEL HOLDER DSG
(d x l)
300 x 70 mm



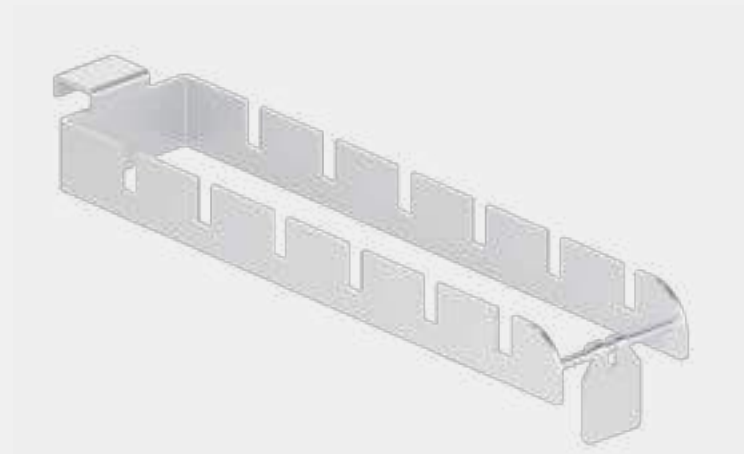
DIY ACCESSORIES



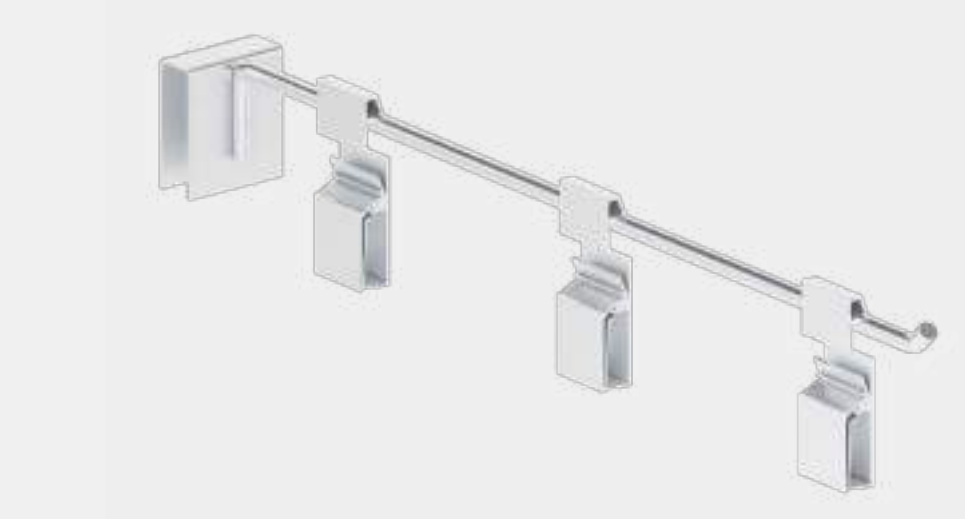
DUVET HOLDER ATG
(d x Ø)
350 mm - Ø10
550 mm - Ø10



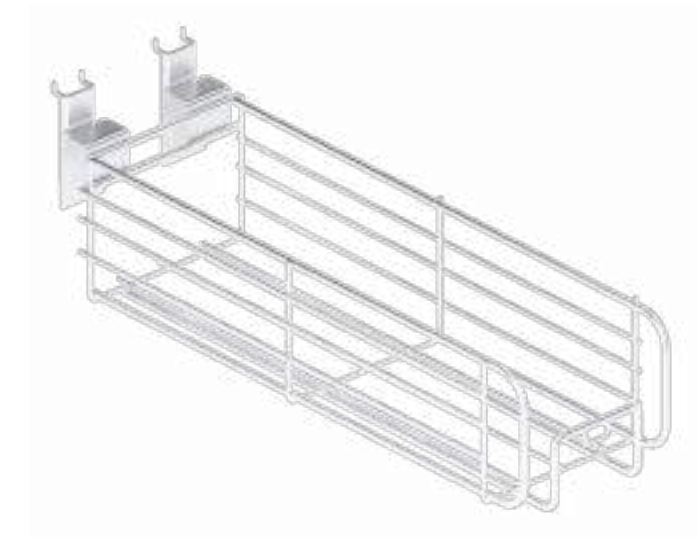
DISPLAY ACCESSORIES




TROWEL HOLDER ATG
(d x l)
300 x 70 mm



QUILT HOLDER ATG
(d x Ø)
550 mm - Ø10



ROLL HOLDER DSG-P & ATG
(h x d x l)
105 x 357 x 124 mm




LAMP SHADE HOLDER ATG
(h x d)
40 x 300 mm - Ø10



DIY ACCESSORIES



POT HOLDER ATG
(dxl)
330 x 200 mm



POT HOLDER KPG
(dxl)
300 x 180 mm



PRODUCT PRESENTER KPG
(dxl)
50 x 40 mm

*Double used.

DIY ACCESSORIES



MIRROR HOLDER KPG
(dxl)
15 x 50 mm




*Double used.



AIR CONDITIONER HOLDER ATG
(dxl)
12 x 18 mm



*Double used.



HEATING BOILER HOLDER ATG
(dxl)
50 x 18 mm



*Double used.


DIY ACCESSORIES



PRODUCT SEPARATOR ATG
(h x d)

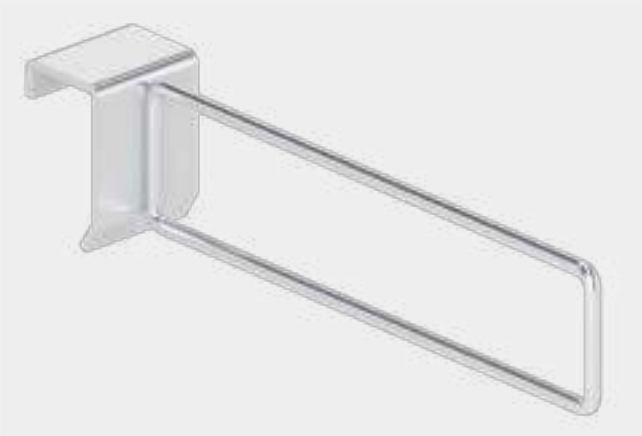
(500 / 1000) x 400 mm
(500 / 1000) x 500 mm
(500 / 1000) x 600 mm

Ø10 wire
The product requires x2 accessory bars.



PRODUCT SEPARATOR KPG

(h x d)
100 x 400 mm



PRODUCT SEPARATOR ATG
(h x d)

100 x 400 mm

DIY ACCESSORIES



PRODUCT SEPARATOR
PROFILE ATG

(d)
400 mm
500 mm
600 mm
25x25 profile



PRODUCT SEPARATOR
PROFILE TRV

(d)
400 mm
500 mm
600 mm
700 mm
25x25 profile
For 40 mm beam.



PRODUCT SEPARATOR
TUBE ATG

(d)
400 mm
500 mm
600 mm
Ø21 profile



PRODUCT SEPARATOR
TUBE TRV


(d)
400 mm
500 mm
600 mm
700 mm
Ø21 profile
For 40 mm beam.

DIY ACCESSORIES




TOILET SEAT COVER
HOLDER ATG

(h x d x l)
85 x 40 x 180 mm



SINGLE VERTICAL BATTERY
HOLDER ATG TYPE 1

(h x d x l)
78 x 103 x 142 mm




Slot Diameter
Ø30 mm
Ø40 mm



TOILET SEAT COVER
HOLDER TRV

(h x d x l)
85 x 40 x 180 mm



SINGLE VERTICAL BATTERY
HOLDER ATG TYPE 2

(h x d x l)
120 x 100 x 114 mm




Slot Diameter
Ø30 mm
Ø40 mm




TOILET TANK KIT
HOLDER ATG

(h x d x l)
305 x 122 x 250 mm



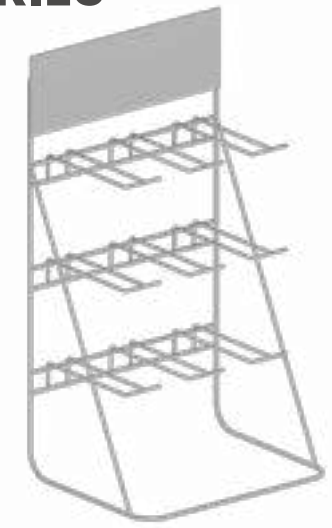
DOUBLE HORIZONTAL
BATTERY HOLDER ATG TYPE 2

(h x d x l)
120 x 100 x 229 mm



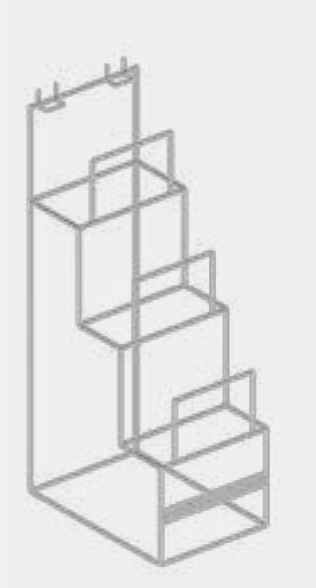
Slot Diameter
Ø30 mm
Ø40 mm

DIY ACCESSORIES



COUNTER TOP BATTERY STAND

(h x d x l)
498 x 220 x 285 mm




GRINDING STAND

(h x d x l)
500 x 240 x 160 mm



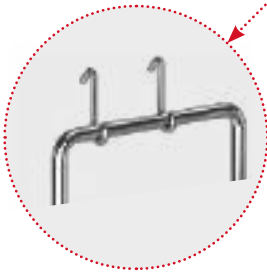
HANDLE HOLDER DSG
(h x d x l)
250 x 300 x 300 mm

DIY ACCESSORIES



SHELF FRONT DISPLAY STAND


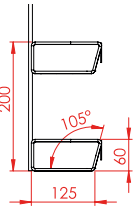
(h x d x l)
1310 x 140 x 150 mm



Fixs into shelf front slot.

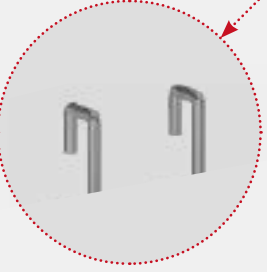


Basket Dimension
(h x d x l)
60 x 125 x 150 mm



SHELF FRONT DISPLAY BASKET

(h x d x l)
1000 x 150 x 150 mm



Fixs into shelf front slot.



DIY ACCESSORIES



HAIR DRYER HOLDER ATG
(hxdxl)
255 x 230 x 105 mm



DIY ACCESSORIES



CURLING IRON HOLDER KPG
(hxdxl)
230 x 330 x 60 mm



DISPLAY ACCESSORIES



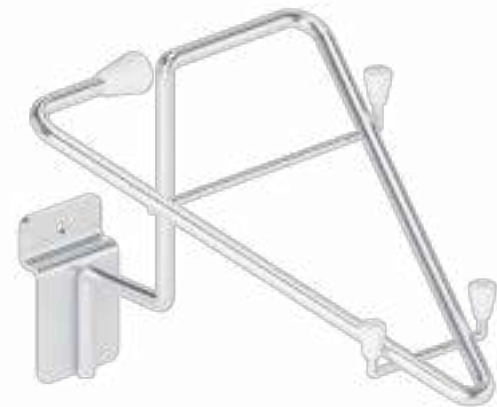
HAIR DRYER HOLDER KPG
(hxdxl)
255 x 230 x 105 mm



IRON HOLDER ATG
(hxdxl)
150 x 160 x 150 mm



CURLING IRON HOLDER ATG
(hxdxl)
230 x 330 x 60 mm



IRON HOLDER KPG
(hxdxl)
150 x 160 x 150 mm



DIY ACCESSORIES

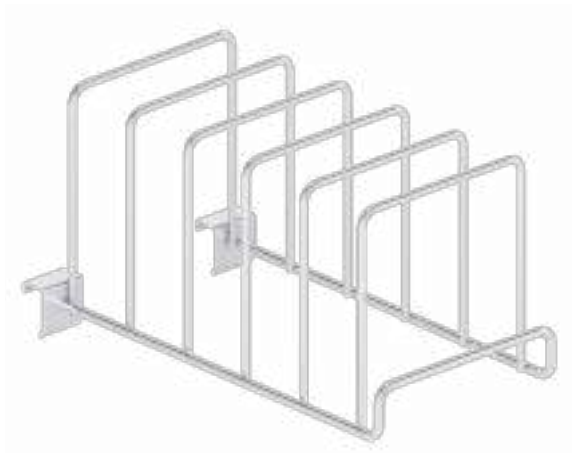


PLATE HOLDER ATG
(hxdxl)
200 x 400 x 300 mm



DIY ACCESSORIES



BALL HOLDER ATG
(hxdxl)
500 x 525 x 150 mm



DISPLAY ACCESSORIES



BALL HOLDER ATG
(dxl)
270 x 200 mm Hoop Diameter
200 mm



BALL HOLDER OTG
(hxdxl)
500 x 525 x 150 mm



BALL HOLDER KPG
(dxl)
270 x 200 mm Hoop Diameter
200 mm



REINFORCED BALL HOLDER OTG
(hxdxl)
25 x 250 x 150 mm Hoop Diameter
150 mm



DIY ACCESSORIES



SKATE HOLDER ATG
(h x d x l)
85 x 440 x 205 mm

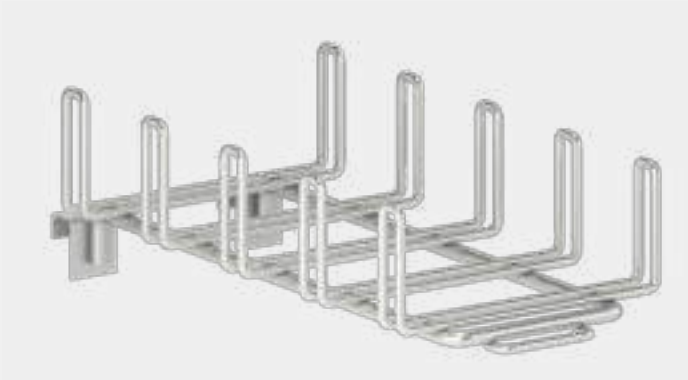


SKATEBOARD HOLDER OTG
(h x d x l)
330 x 400 x 120 mm



*Double used.

DISPLAY ACCESSORIES



SKATE HOLDER OTG
(h x d x l)
85 x 440 x 205 mm



PRODUCT HOLDER WIRE HOOK OTG
(d)
250 mm – Ø6
300 mm – Ø6
400 mm – Ø6



SKATEBOARD HOLDER ATG
(h x d x l)
330 x 400 x 120 mm



*Double used.



SLEEPING BAG HOLDER TYPE 2
(h x l)
457 x 557 mm



HANGERS



STRAIGHT HANGER OVAL ATG
(d)
300 mm – Single pin
400 mm – Single pin

15x30 oval profile.



STRAIGHT HANGER OVAL KPG
(d)
300 mm – Single pin
400 mm – Single pin

15x30 oval profile.



STRAIGHT HANGER TUBE ATG
(d)
300 mm – Single pin
400 mm – Single pin

Ø25 tube.

HANGERS



STRAIGHT HANGER TUBE KPG
(d)
300 mm – Single pin
400 mm – Single pin

Ø25 tube.



**OVAL STRAIGHT HANGER
STAINLESS WIRE ATG**
(d)
300 mm – Single pin
400 mm – Single pin

A wire support is used to protect
the coating from hanging traces.

15x30 oval profile.



**TUBE STRAIGHT HANGER
STAINLESS WIRE ATG**
(d)
300 mm – Single pin
400 mm – Single pin

A wire support is used to protect
the coating from hanging traces.

Ø25 tube.

HANGERS



SLOPING HANGER OVAL ATG
(d)
300 mm – 6 pins
400 mm – 8 pins

15x30 oval profile.

HANGERS



SLOPING HANGER TUBE KPG
(d)
300 mm – 6 pins
400 mm – 8 pins

Ø25 tube.

DISPLAY ACCESSORIES



SLOPING HANGER OVAL KPG
(d)
300 mm – 6 pins
400 mm – 8 pins

15x30 oval profile.



OVAL STEPPED HANGER ATG
(d)
300 mm – 150 + 150
400 mm – 200 + 200

15x30 oval profile.



SLOPING HANGER TUBE ATG
(d)
300 mm – 6 pins
400 mm – 8 pins

Ø25 tube.



OVAL STEPPED HANGER KPG
(d)
300 mm – 150 + 150
400 mm – 200 + 200

15x30 oval profile.

HANGERS



TUBE STEPPED HANGER ATG

(d)
300 mm – 150+150
400 mm – 200+200

Ø25 tube.



TUBE STEPPED HANGER KPG

(d)
300 mm – 150+150
400 mm – 200+200

Ø25 tube.



OVAL STRAIGHT HANGER
STAINLESS WIRE OTG

(d)
300 mm
400 mm

A wire support is used to protect
the coating from hanging traces.
15x30 oval profile.

HANGERS



OVAL STEPPED HANGER
STAINLESS WIRE OTG

(d)
300 mm – 150+150
400 mm – 200+200

A wire support is used to protect
the coating from hanging traces.

15x30 oval profile.



OVAL U HANGER BAR DG

(d x l)
(300 / 400) x 600 mm
(300 / 400) x 700 mm
(300 / 400) x 900 mm
(300 / 400) x 1000 mm
(300 / 400) x 1250 mm

15x30 oval profile.



OVAL U HANGER BAR KPG

(d x l)
(300 / 400) x 600 mm
(300 / 400) x 700 mm
(300 / 400) x 900 mm
(300 / 400) x 1000 mm

15x30 oval profile.

BARS



**ACCESSORY HOLDER BAR
(20×30) SINGLE FIXING LEDGE**

(hxdx1)

20 x 30 x 700 mm
20 x 30 x 900 mm
20 x 30 x 1000 mm
20 x 30 x 1250 mm
20 x 30 x 1330 mm



**ACCESSORY HOLDER BAR
(20×40) SINGLE FIXING LEDGE**

(hxdx1)

20 x 40 x 700 mm
20 x 40 x 900 mm
20 x 40 x 1000 mm
20 x 40 x 1250 mm
20 x 40 x 1330 mm



**ACCESSORY HOLDER BAR (15×30)
SINGLE FIXING LEDGE**

(hxdx1)

15 x 30 x 700 mm
15 x 30 x 900 mm
15 x 30 x 1000 mm
15 x 30 x 1250 mm
15 x 30 x 1330 mm

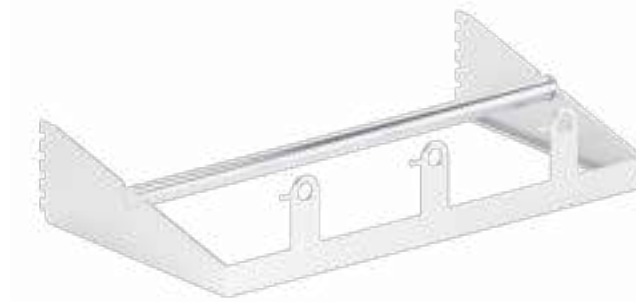


**OVAL ACCESSORY HOLDER BAR (15×30)
SINGLE FIXING LEDGE**

(hxdx1)

15 x 30 x 700 mm
15 x 30 x 900 mm
15 x 30 x 1000 mm
15 x 30 x 1250 mm
15 x 30 x 1330 mm

BASKETS



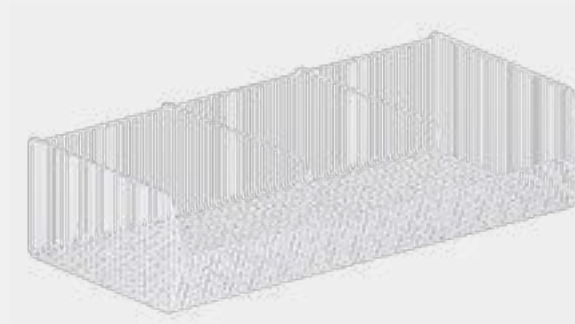
REEL ROLL HOLDER RACK DG

(dx1)

370 x 700 mm (3 Gözlü)
370 x 1000 mm (4 Gözlü)
370 x 1250 mm (5 Gözlü)



*Specially designed for 25 pitches and 35 pitches.



SHELF TOP BASKET RACK

(hxdx1)

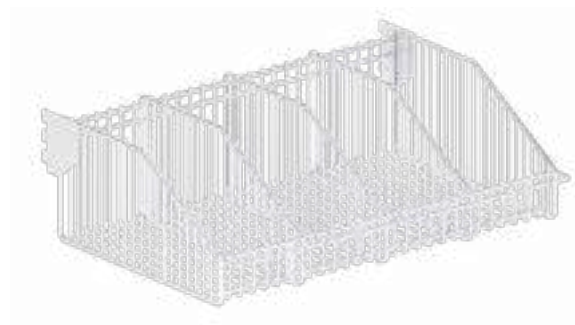
300 x (300 / 400 / 500 / 600) x 700 mm
300 x (300 / 400 / 500 / 600) x 900 mm
300 x (300 / 400 / 500 / 600) x 1250 mm
300 x (300 / 400 / 500 / 600) x 1000 mm

SHELF TOP BASKET SEPARATOR

(hxd)

300 x (300 / 400 / 500 / 600) mm

*Seperator is not included.



BASKET RACK DG

(hxdx1)

300 x (300 / 400 / 500 / 600) x 700 mm
300 x (300 / 400 / 500 / 600) x 900 mm
300 x (300 / 400 / 500 / 600) x 1250 mm
300 x (300 / 400 / 500 / 600) x 1000 mm

BASKET RACK DG SEPARATOR

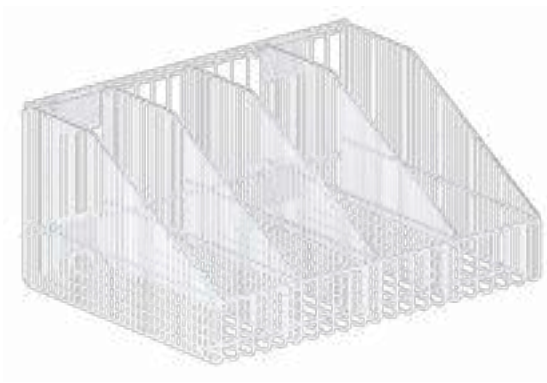
(hxd)

300 x (300 / 400 / 500 / 600) mm

*Seperator is not included.

*Specially designed for 25 pitches and 35 pitches.

BASKETS



BASKET RACK FIX ATG TYPE 1

(hxdx1)
300 x (300 / 400 / 500) x 640 mm
300 x (300 / 400 / 500) x 880 mm

BASKET RACK FIX SEPARATOR

(hxd)
300 x (300 / 400 / 500) mm

*Seperator is not included.

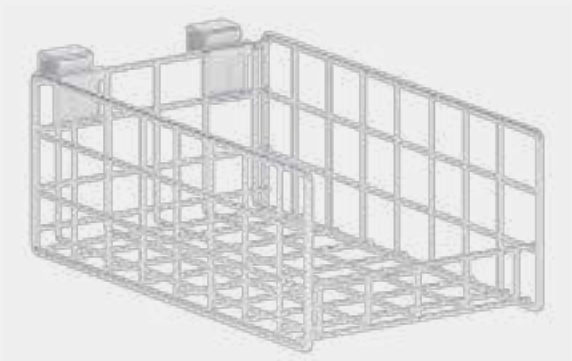
PRICE TAGS



PLASTIC WIRE
HOOK LABEL
(hxl)

39 x 45 mm
39 x 60 mm
39 x 90 mm

DISPLAY ACCESSORIES



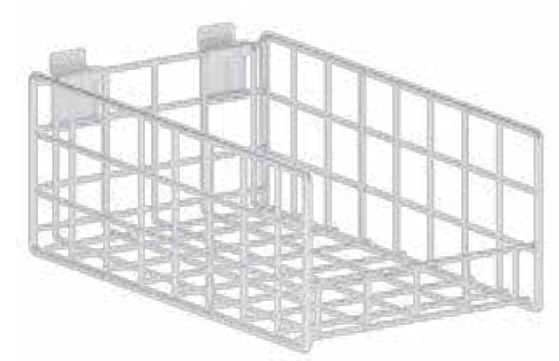
BASKET RACK MINI ATG

(hxdx1)
150 x 400 x 200 mm



PLASTIC DOUBLE WIRE
HOOK LABEL
(hxl)

36 x 20 mm



BASKET RACK MINI KPG

(hxdx1)
150 x 400 x 200 mm



PLASTIC DOUBLE WIRE
HOOK LABEL
(hxl)

36 x 20 mm